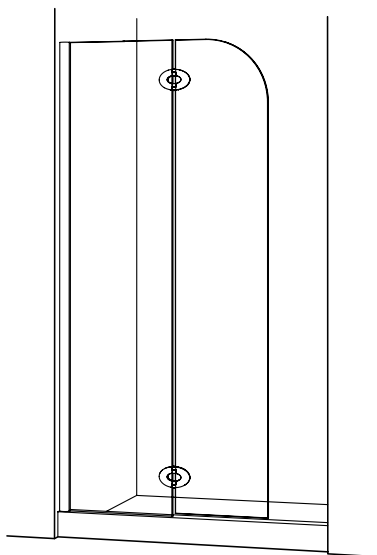
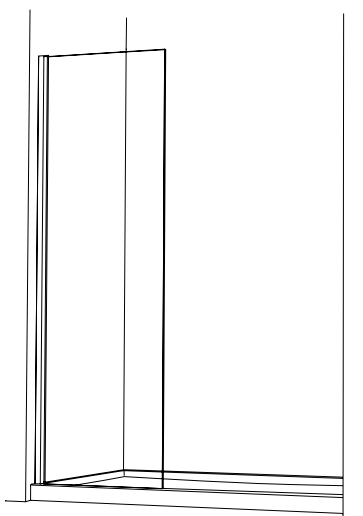


## WALK-IN SHOWER SHIELDS

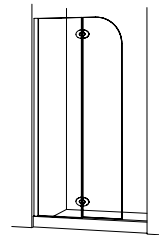


## WALK-IN SHOWER PANELS



FLEURCO INC. **USA EAST** Tel: 856.778.0110 | Toll Free: 1.888.568.2121 | Fax: 1.888.854.1020  
FLEURCO INC. **USA MIDWEST** Tel: 630.607.0847 | Toll Free: 1.888.263.3651 | Fax: 331.225.2549  
FLEURCO INC. **USA WEST** Tel: 562.368.8800 | Toll Free: 1.877.413.2880 | Fax: 562.368.8812

# WALK-IN SHOWER SHIELDS



## CODE SYSTEM AND PRODUCT OPTIONS..... 4-5



### \*MONACO SQUARE TOP..... 6-7

Pivot shower shield with fixed panel

Sizes: 24" or 33" fixed panel with 15" moveable panel

SELECT 24" or 33" fixed panel with 15" moveable panel



### \*MONACO ROUND TOP..... 8-9

Pivot shower shield with fixed panel

Sizes: 24" or 33" fixed panel with 15" moveable panel

SELECT 24" or 33" fixed panel with 15" moveable panel



### \*MONACO "V"..... 10-11

Pivot shower shield with fixed panel and return panel

Sizes: 23", 24", 31" or 33" fixed panel with 15" moveable panel



### \*SIENA..... 12-13

Pivot shower shield with fixed panel

Sizes: 25" fixed panel with 15" moveable panel






Glass surface protection



**Microtek®**  
FLEURCO

See website for more information

Available finishes

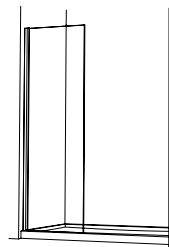
-  Chrome
-  Brushed Nickel
-  Matte Black

Glass type

 Clear

\*Without FleurcoSEKUR+ Safety Protection (S.R.T.)

# WALK-IN SHOWER PANELS



**NEW!**



## VESPERO .....14-15

Fixed shower panel  
Sizes: 33, 39, 45



**NEW!**  
BRUSHED GOLD  
FINISH



## \*STATION PLUS .....24-25

Fixed shower panel  
Sizes: 29, 33, 39, 45



## VECTRA .....16-17

Fixed shower panel  
Sizes: 29, 33, 39, 45



**NEW!**  
BRUSHED GOLD  
FINISH



## \*STATION .....26-27

Fixed shower panel  
Sizes: 30, 34



## LATITUDE .....18-21

Fixed shower panel  
Sizes: 28, 32, 38, 44



## \*SIENA SOLO .....28-29

Pivot shower panel  
Size: 34



## \*PETRA .....22-23

Shower panel  
Sizes: 32, 38, 40, 45



**M** Glass surface protection



See website for more information

**SEKUR+** Safety protection (S.R.T.)



See information page at the end of the section

Available finishes

- Chrome
- Brushed Nickel
- Matte Black
- Brushed Gold

Glass type

- C** Clear
- SG** Smoked Grey

\*Without FleurcoSEKUR+ Safety Protection (S.R.T.)

## EXAMPLE OF CODE SYSTEM

## MONACO SERIES



SELECT YOUR DOOR OPENING DIRECTION  
AND HINGE STYLE

1 2

\*FOR MODELS WITH GLASS SHELF SUPPORT - "G"

Rectangular hinges come with square glass shelf brackets,  
oval hinges come with round glass shelf brackets.

*\*Available in 3/8" (10 mm) clear glass only.*

VWGS24-11-40L-M-79

EVOLUTION

SQUARE TOP SHIELD

GLASS SHELF SUPPORT

SHIELD

24" FIXED PANEL

CHROME FINISH

CLEAR GLASS

LEFT OPENING DIRECTION

RECTANGULAR HINGES

HEIGHT

## MONACO "V" SERIES



SELECT YOUR DOOR OPENING  
DIRECTION, HINGE STYLE AND  
OPTIONAL TOWEL BAR

1 2 3

V4302-11-40L-QH-79

EVOLUTION

WIDTH - 4 FEET

MODEL

CHROME FINISH

CLEAR GLASS

LEFT OPENING DIRECTION

OVAL HINGES

OPTIONAL FLAT TOWEL BAR (NOT SHOWN)

HEIGHT



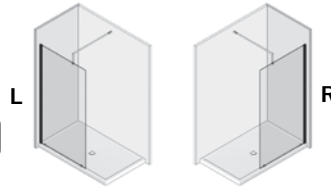
# PRODUCT OPTIONS

## 1 IDENTIFY OPENING DIRECTION THIS IS MANDATORY

VWXSS24-11-40**L**-M-79

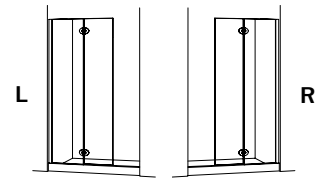
OPENING DIRECTION

### FOR MODELS WITHOUT HINGES



L (LEFT) or R (RIGHT) indicates the fixed panel location as viewed from the exterior.

### FOR MODELS WITH HINGES



L (LEFT) or R (RIGHT) indicates where the hinges are installed on the shield panel as viewed from the exterior.

## 2 SELECT SOLID BRASS HINGE STYLE THIS IS MANDATORY

V4302-11-40L-**M**H-79

HINGE STYLE

**M** Rectangular

**Q** Oval



## 3 SELECT UV BONDED TOWEL BAR [SURCHARGE APPLIES]

AVAILABLE FOR CERTAIN MODELS ONLY. INSTALLATION POSITION VARIES FOR EACH MODEL. SEE INDIVIDUAL MODEL PAGES FOR POSITION.



V4302-25-40L-**M****H**-79

OPTIONAL FLAT TOWEL BAR



V4302-11-40L-**Q****Y**-79

OPTIONAL ROUND TOWEL BAR

Available in two finishes:

Chrome - Surcharge **\$439**

Brushed Nickel - Surcharge **\$399**

# MONACO Square Top

Shower shield with fixed panel without FleurcoSEKUR+ Safety Protection (S.R.T.)



**3/8" (10 mm) Tempered clear glass • 79" Height (80 1/2" to top of "X" support bar, 86 3/16" to top of "V" support bar)**

## SELECT MONACO SQUARE

"X" SUPPORT BAR SYSTEM WITH RECTANGULAR (M) HINGES

79" H (80 1/2" to top of support bar)

MODEL	FINISH	PRICE
39 7/16" to 40 1/16" W		
VMSXS24-11-40-79	Chrome	\$1,404
VMSXS24-25-40-79	Brushed Nickel	\$1,439
VMSXS24-33-40-79	Matte Black	\$1,460
NEW 48 7/16" to 49 1/16" W		
VMSXS33-11-40-79	Chrome	\$1,541
VMSXS33-33-40-79	Matte Black	\$1,591

These units are universal, left and right.

For suggested shower bases, visit [www.fleurco.com](http://www.fleurco.com)

## MONACO SQUARE "X" SUPPORT BAR SYSTEM

79" H (80 1/2" to top of support bar)

MODEL	FINISH	PRICE
VWXSS24-11-40①-②-79	Chrome	\$2,552
VWXSS24-25-40 _ _ -79	Brushed Nickel	\$2,782

For suggested shower bases, visit [www.fleurco.com](http://www.fleurco.com)

## MONACO SQUARE "G" GLASS SHELF SUPPORT\*

79" H

MODEL	FINISH	PRICE
VWGSS24-11-40①-②-79	Chrome	\$2,552
VWGSS24-25-40 _ _ -79	Brushed Nickel	\$2,782

\*Glass Shelves are available in 3/8" (10 mm) Clear Glass only.

For suggested shower bases, visit [www.fleurco.com](http://www.fleurco.com)

## MONACO SQUARE "V" SUPPORT BAR SYSTEM

79" H (86 3/16" to top of support bar)

MODEL	FINISH	PRICE
VW4301-11-40①-②-79	Chrome	\$2,338
VW4301-25-40 _ _ -79	Brushed Nickel	\$2,559
VW56301-11-40①-②-79	Chrome	\$2,404
VW56301-25-40 _ _ -79	Brushed Nickel	\$2,603

For suggested shower bases, visit [www.fleurco.com](http://www.fleurco.com)

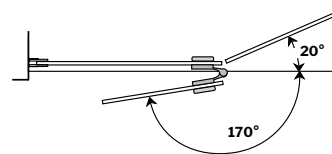
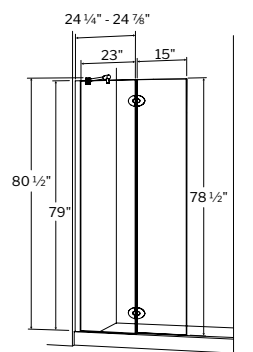
## SELECT



NO OPTIONS

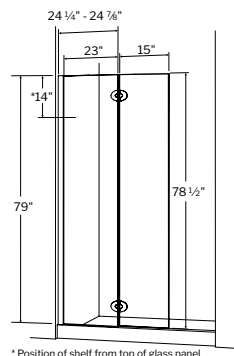
## VWXSS24

Support Bar System



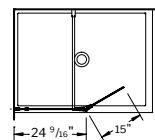
## VWGSS24

Glass Shelf Support

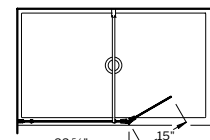


\* Position of shelf from top of glass panel

## VW4301



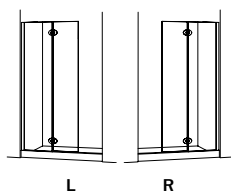
## VW56301



## DOOR OPTIONS

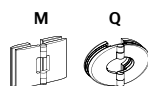
Insert Code "L" or "R"

①



Insert Code "M" or "Q"


②



## Support bar dimensions

MIN. 33 7/16" | MAX. 34 11/16"  
MIN. 850mm | MAX. 882mm  
from finished wall to center of glass panel

MIN. 6 13/16" | MAX. 7 3/16"  
MIN. 173mm | MAX. 183mm  
center of bar to glass top edge



Support Bar System - "X"



Glass Shelf Support - "G"



Support Bar System - "V"



# MONACO Square Top

Walk-in shower shield with fixed panel

**10**  
year limited  
warranty

European style walk-in shower shield

Available with support bar or glass shelf (excluding **SELECT**) support

2 glass-to-glass hinge choices (excluding **SELECT**)

3/8" (10mm) clear tempered glass

Shower shield height: 79" (80 1/2" to top of the "X" support bar and 86 3/16" to top of the "V" support bar)

Chrome, Brushed Nickel & Matte Black (**SELECT** model only) finishes

Custom sizes available

**Microtek®**  
FLEURCO  
Glass surface protection

# MONACO Round Top

Shower shield with fixed panel without FleurcoSEKUR+ Safety Protection (S.R.T.)



Glass surface protection

**3/8" (10 mm) Tempered clear glass • 79" Height (80 1/2" to top of "X" support bar, 86 3/16" to top of "V" support bar)**

## SELECT MONACO ROUND

"X" SUPPORT BAR SYSTEM WITH OVAL (Q) HINGES

79" H (80 1/2" to top of support bar)

MODEL	FINISH	PRICE
39 7/16" to 40 1/16" W		
VQRXS24-11-40-79	Chrome	\$1,404
VQRXS24-25-40-79	Brushed Nickel	\$1,439
VQRXS24-33-40-79	Matte Black	\$1,460
48 7/16" to 49 1/16" W		
VQRXS33-11-40-79	Chrome	\$1,541
VQRXS33-33-40-79	Matte Black	\$1,591

NEW

These units are universal, left and right.

For suggested shower bases, visit [www.fleurco.com](http://www.fleurco.com)

## MONACO ROUND "X" SUPPORT BAR SYSTEM

79" H (80 1/2" to top of support bar)

MODEL	FINISH	PRICE
VXSS24-11-40①-②-79	Chrome	\$2,552
VXSS24-25-40 _ _ -79	Brushed Nickel	\$2,782

For suggested shower bases, visit [www.fleurco.com](http://www.fleurco.com)

## MONACO ROUND "G" GLASS SHELF SUPPORT\*

79" H

MODEL	FINISH	PRICE
VGSS24-11-40①-②-79	Chrome	\$2,552
VGSS24-25-40 _ _ -79	Brushed Nickel	\$2,782

\*Glass Shelves are available in 3/8" (10 mm) Clear Glass only.

For suggested shower bases, visit [www.fleurco.com](http://www.fleurco.com)

## MONACO ROUND "V" SUPPORT BAR SYSTEM

79" H (86 3/16" to top of support bar)

MODEL	FINISH	PRICE
V4301-11-40①-②-79	Chrome	\$2,338
V4301-25-40 _ _ -79	Brushed Nickel	\$2,559
V56301-11-40①-②-79	Chrome	\$2,404
V56301-25-40 _ _ -79	Brushed Nickel	\$2,603

For suggested shower bases, visit [www.fleurco.com](http://www.fleurco.com)

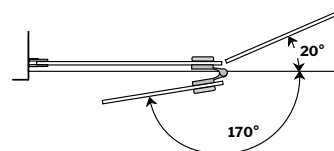
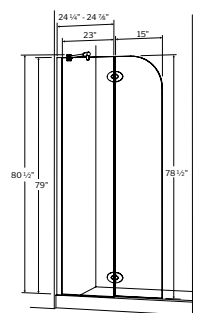
## SELECT



NO OPTIONS

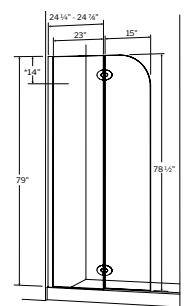
## VXSS24

Support Bar System



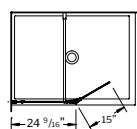
## VGSS24

Glass Shelf Support

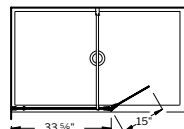


\* Position of shelf from top of glass panel

## V4301



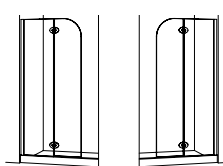
## V56301



## DOOR OPTIONS

Insert Code "L" or "R"

①

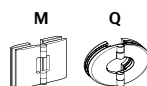


L

R

Insert Code "M" or "Q"

②



M

Q

Support bar dimensions

MIN. 33 7/16" | MAX. 34 11/16"  
MIN. 850mm | MAX. 882mm  
from finished wall to center of glass panel

MIN. 6 13/16" | MAX. 7 3/16"  
MIN. 173mm | MAX. 183mm  
center of bar to glass top edge



Support Bar System - "X"



Glass Shelf Support - "G"



Support Bar System - "V"



# MONACO Round Top

Walk-in shower shield with fixed panel

**10**  
year limited  
warranty

European style walk-in shower shield

Available with support bar or glass shelf (excluding **SELECT**) support

2 glass-to-glass hinge choices (excluding **SELECT**)

3/8" (10mm) clear tempered glass

Shower shield height: 79" (80 1/2" to top of the "X" support bar and 86 3/16" to top of the "V" support bar)

Chrome, Brushed Nickel & Matte Black (**SELECT** model only) finishes

Custom sizes available

 **Microtek®**  
FLEURCO  
Glass surface protection



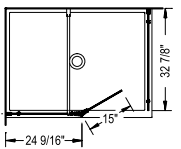


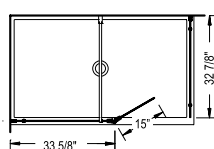


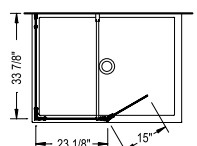


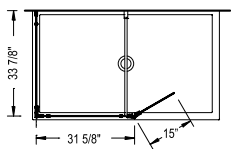
# MONACO "V" Shower shield

Shower shield with fixed panel & return panel  
without FleurcoSEKUR+ Safety Protection (S.R.T.)



**3/8" (10 mm) Tempered clear glass**  
**79" Height (86 3/16" to top of support bar)**

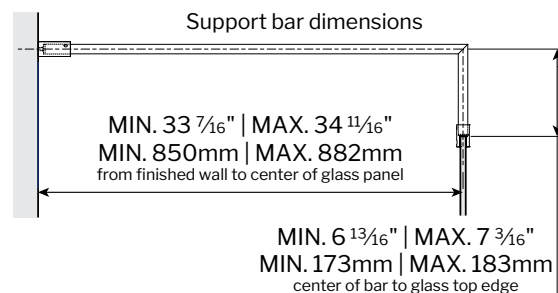
## 2 SIDED

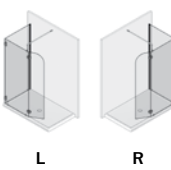
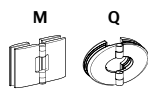
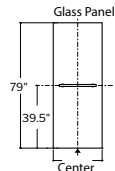
ROUND MODEL	SQUARE MODEL	DIMENSION	ROUND MODEL	SQUARE MODEL	FINISH	PRICE
			V4302-11-40①-②③-79	VW4302-11-40①-②③-79	Chrome	<b>\$3,149</b>
			V4302-25-40 _ _ _ -79	VW4302-25-40 _ _ _ -79	Brushed Nickel	<b>\$3,369</b>
Shown with optional towel bar						
			V56302-11-40①-②③-79	VW56302-11-40①-②③-79	Chrome	<b>\$3,270</b>
			V56302-25-40 _ _ _ -79	VW56302-25-40 _ _ _ -79	Brushed Nickel	<b>\$3,470</b>
Shown with optional towel bar						
			V4304-11-40①-②③-79	VW4304-11-40①-②③-79	Chrome	<b>\$3,420</b>
			V4304-25-40 _ _ _ -79	VW4304-25-40 _ _ _ -79	Brushed Nickel	<b>\$3,669</b>
			V56304-11-40①-②③-79	VW56304-11-40①-②③-79	Chrome	<b>\$3,587</b>
			V56304-25-40 _ _ _ -79	VW56304-25-40 _ _ _ -79	Brushed Nickel	<b>\$3,851</b>

For suggested shower bases, visit [www.fleurco.com](http://www.fleurco.com)

SOME MODELS ARE CUSTOMIZEABLE WITH THE "X" SUPPORT BAR AND A U-CHANNEL.

CONTACT CUSTOMER SERVICE FOR DETAILS.



DOOR OPTIONS		
<p>Insert Code "L" or "R"</p> <p>① </p> <p>L R</p>	<p>Insert Code "M" or "Q"</p> <p>② </p> <p>M Q</p>	<p>Insert Code "H" (flat) or "Y" (round) to select OPTIONAL towel bar</p> <p>③ Towel bar installs onto a return panel</p> <p>Available in two finishes: Chrome - Surcharge \$439 Brushed Nickel - Surcharge \$399</p> <p></p> <p>Glass Panel 79" 39.5" Center</p>



Support Bar System - "V"



# MONACO "V" Shower Shield

Walk-in shower shield with fixed panel & return panel

# 10

year limited warranty

European style walk-in shower shield

2 glass-to-glass hinge choices

3/8" (10mm) clear tempered glass

Shower shield height: 79" (86 3/16" to top of the support bar)

Chrome & Brushed Nickel finishes

Custom sizes available

 **Microtek®**  
FLEURCO  
Glass surface protection

# SIENA Shower Shield

Pivot shower shield with fixed panel without FleurcoSEKUR+ Safety Protection (S.R.T.)



Glass surface protection

**1/4" (6 mm) Tempered clear glass • 75" Height (76 1/2" to top of support bar)**

## SHOWER PANEL

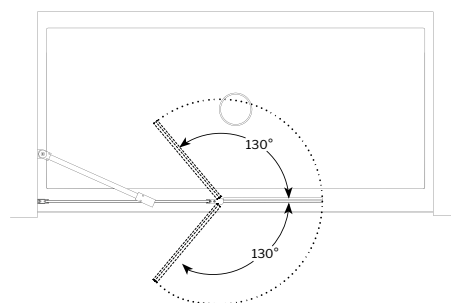
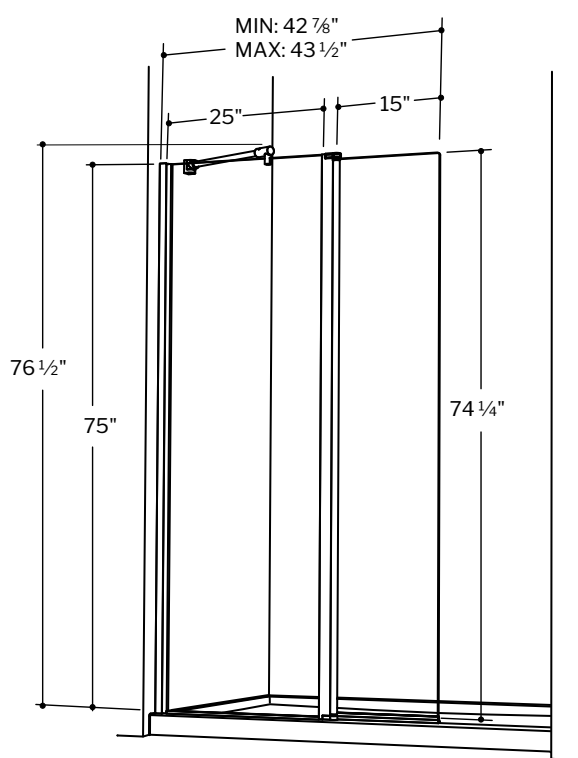
Fixed panel 25" W • Moveable panel 15" W

75" H (76 1/2" to top of support bar)

MODEL	FINISH	PRICE
ESS24-11-40	Chrome	<b>\$1,161</b>
ESS24-25-40	Brushed Nickel	<b>\$1,194</b>
ESS24-33-40	Matte Black	<b>\$1,229</b>

Fits any base 48" and larger.

For suggested shower bases, visit [www.fleurco.com](http://www.fleurco.com)





## SIENA Walk-in Shower Shield

Pivot shower shield with fixed panel

**10**  
year limited  
warranty

European water deflection system

130° outward and 130° inward opening

Reversible left or right side installation

1/4" (6mm) clear tempered glass

Shower shield height: 75" (76 1/2" to top of support bar)

Chrome, Brushed Nickel & Matte Black finishes

 **Microtek®**  
FLEURCO  
Glass surface protection

# VESPERO Shower Panel

Fixed panel

NEW



Glass surface protection



**1/4" (6 mm) Tempered glass**

**79" Height (79 1/4" to top of support bar)**

**86" Height (86 1/4" to top of support bar)**

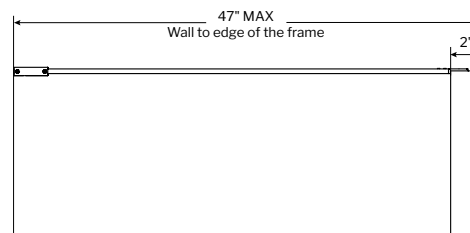
## SHOWER PANEL 33

32 7/16" to 32 3/4" W

MODEL	FINISH	GLASS	HEIGHT	PRICE
VSP33-33-40-79	Matte Black	Clear	79"	<b>\$820</b>
VSP33-33-30-79	Matte Black	Smoked Grey	79"	<b>\$834</b>
VSP33-12-40-79	Brushed Gold	Clear	79"	<b>\$1,003</b>
VSP33-12-30-79	Brushed Gold	Smoked Grey	79"	<b>\$1,020</b>
VSP33-33-40-86	Matte Black	Clear	86"	<b>\$847</b>
VSP33-33-30-86	Matte Black	Smoked Grey	86"	<b>\$860</b>
VSP33-12-40-86	Brushed Gold	Clear	86"	<b>\$1,029</b>
VSP33-12-30-86	Brushed Gold	Smoked Grey	86"	<b>\$1,047</b>

For suggested shower bases, visit [www.fleurco.com](http://www.fleurco.com).

Support bar dimensions



## SHOWER PANEL 39

38 7/16" to 38 3/4" W

MODEL	FINISH	GLASS	HEIGHT	PRICE
VSP39-33-40-79	Matte Black	Clear	79"	<b>\$881</b>
VSP39-33-30-79	Matte Black	Smoked Grey	79"	<b>\$894</b>
VSP39-12-40-79	Brushed Gold	Clear	79"	<b>\$1,072</b>
VSP39-12-30-79	Brushed Gold	Smoked Grey	79"	<b>\$1,090</b>
VSP39-33-40-86	Matte Black	Clear	86"	<b>\$900</b>
VSP39-33-30-86	Matte Black	Smoked Grey	86"	<b>\$914</b>
VSP39-12-40-86	Brushed Gold	Clear	86"	<b>\$1,091</b>
VSP39-12-30-86	Brushed Gold	Smoked Grey	86"	<b>\$1,109</b>

For suggested shower bases, visit [www.fleurco.com](http://www.fleurco.com).

## SHOWER PANEL 45

44 7/16" to 44 3/4" W

MODEL	FINISH	GLASS	HEIGHT	PRICE
VSP45-33-40-79	Matte Black	Clear	79"	<b>\$942</b>
VSP45-33-30-79	Matte Black	Smoked Grey	79"	<b>\$956</b>
VSP45-12-40-79	Brushed Gold	Clear	79"	<b>\$1,143</b>
VSP45-12-30-79	Brushed Gold	Smoked Grey	79"	<b>\$1,160</b>
VSP45-33-40-86	Matte Black	Clear	86"	<b>\$962</b>
VSP45-33-30-86	Matte Black	Smoked Grey	86"	<b>\$975</b>
VSP45-12-40-86	Brushed Gold	Clear	86"	<b>\$1,162</b>
VSP45-12-30-86	Brushed Gold	Smoked Grey	86"	<b>\$1,180</b>

For suggested shower bases, visit [www.fleurco.com](http://www.fleurco.com).



**VESPERO**

Fixed shower panel

**NEW****10**  
year limited  
warranty

Ultra modern European design

Easy installation

Hidden anchoring system

1/4" (6mm) clear or smoked grey glass

Shower panel heights: 79" (79 1/4" to top of support bar) &amp; 86" (86 1/4" to top of support bar)

Matte Black &amp; Brushed Gold finishes

**FLEURCO™SEKUR<sup>+</sup>**  
SAFETY PROTECTION (S.R.T.) \*  
\*5 year limited warranty

**Microtek®**  
FLEURCO  
Glass surface protection

# VECTRA Shower Panel

Fixed panel

**3/8" (10 mm) Tempered clear glass**  
**79" Height (80" to top of support bar)**

## SHOWER PANEL 29

29 5/8" W x 79" H (80" to top of support bar)

MODEL	FINISH	PRICE
VTR29-33-40①	Matte Black	<b>\$1,774</b>

For suggested shower bases, visit [www.fleurco.com](http://www.fleurco.com).

## SHOWER PANEL 33

33" W x 79" H (80" to top of support bar)

MODEL	FINISH	PRICE
VTR33-33-40①	Matte Black	<b>\$1,849</b>

For suggested shower bases, visit [www.fleurco.com](http://www.fleurco.com).

## SHOWER PANEL 39

39" W x 79" H (80" to top of support bar)

MODEL	FINISH	PRICE
VTR39-33-40①	Matte Black	<b>\$1,892</b>

For suggested shower bases, visit [www.fleurco.com](http://www.fleurco.com).

## SHOWER PANEL 45

45 5/8" W x 79" H (80" to top of support bar)

MODEL	FINISH	PRICE
VTR45-33-40①	Matte Black	<b>\$1,982</b>

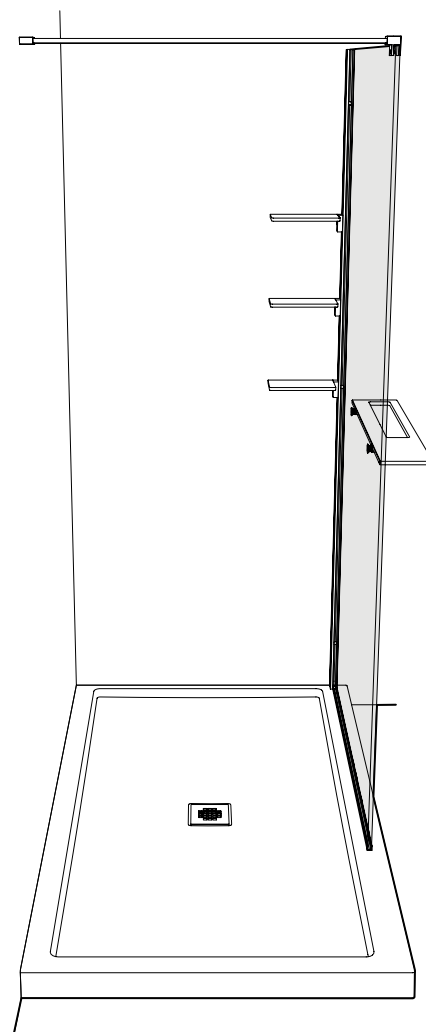
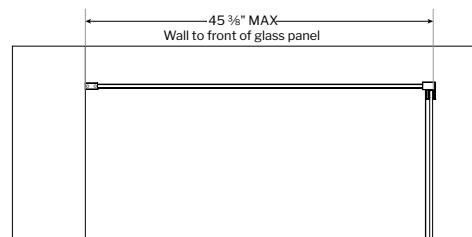
For suggested shower bases, visit [www.fleurco.com](http://www.fleurco.com).



Glass surface protection



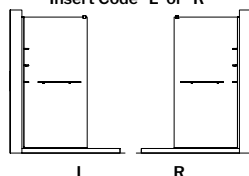
Support bar dimensions



### DOOR OPTIONS

Insert Code "L" or "R"

①







# VECTRA Walk-in Shower Panel

Fixed shower panel with accessories

# 10

year limited warranty

- 3 metal shelves integrated to the wall jamb
- Towel bar and tray integrated in a single accessory
- 3/8" (10mm) clear tempered glass
- Shower panel height: 79" (80" to top of support bar)
- Matte Black finish

**FLEURCO™SEKUR<sup>+</sup>**  
SAFETY PROTECTION (S.R.T.) \*  
\*5 year limited warranty

**Microtek®**  
FLEURCO  
Glass surface protection



LAV3232-33-43-79

US | 09-2024




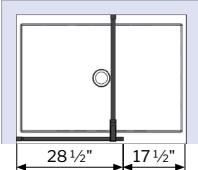

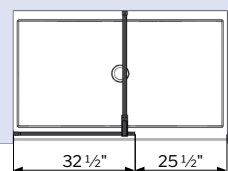
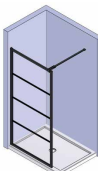
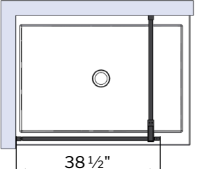

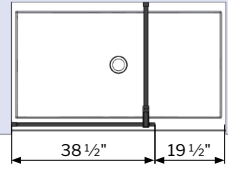

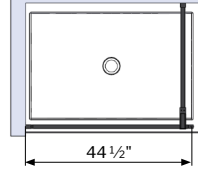

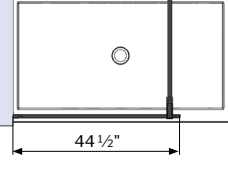

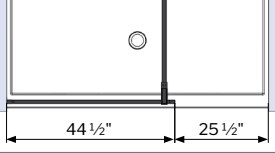
LATITUDE 

Fixed panel

5/16" (8 mm) Tempered clear glass  
79" Height (80" to top of support bar bracket)



SINGLE THRESHOLD

DIMENSION		MODEL	FINISH	PRICE
		LAV28-33-43-79	Matte Black	\$920
		LAV32-33-43-79	Matte Black	\$976
		LAV38-33-43-79	Matte Black	\$1,029
				
		LAV44-33-43-79	Matte Black	\$1,122
				
				

For suggested shower bases, visit [www.fleurco.com](http://www.fleurco.com)


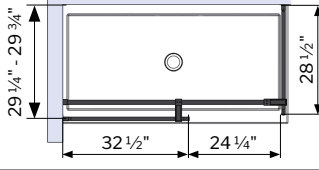

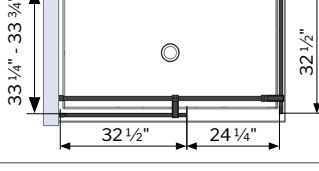

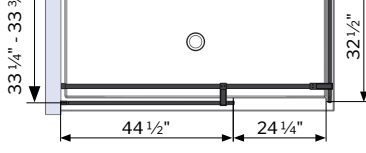
LATITUDE 

Fixed panel

5/16" (8 mm) Tempered clear glass  
79" Height (80" to top of support bar bracket)


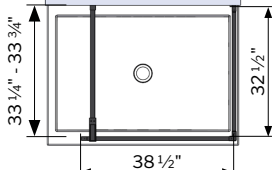
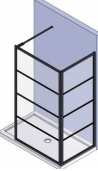
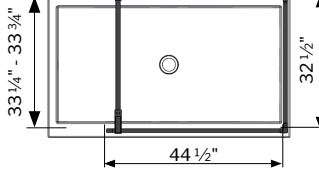


2 SIDED

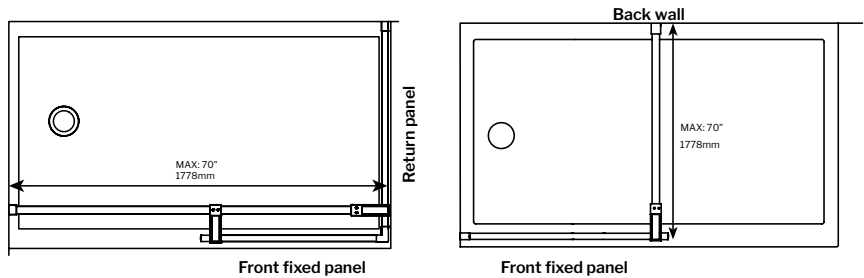
DIMENSION		MODEL	FINISH	PRICE
		LAV3228-33-43-79	Matte Black	\$1,895
		LAV3232-33-43-79	Matte Black	\$1,952
		LAV4432-33-43-79	Matte Black	\$2,097

For suggested shower bases, visit [www.fleurco.com](http://www.fleurco.com)  
More size options available. See website for more information.

CORNER

DIMENSION		MODEL	FINISH	PRICE
		LAV3832C-33-43-79	Matte Black	\$2,008
		LAV4432C-33-43-79	Matte Black	\$2,097

For suggested shower bases, visit [www.fleurco.com](http://www.fleurco.com)  
More size options available. See website for more information.



Support bar can be installed from wall to return panel, or from back wall to front fixed panel, up to a maximum of 70" length. For installation manual, see [www.fleurco.com](http://www.fleurco.com)



LATITUDE Walk-in Shower Panel  
Fixed panel

10  
year limited  
warranty

Silk screen design - high style, low maintenance  
Available in single panel, 2 sided & corner  
5/16" (8mm) clear tempered glass  
Shower panel height: 79" (80" to top of support bar bracket)  
Matte Black finish

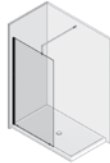
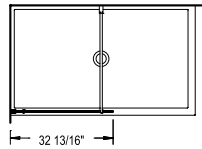
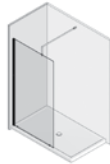
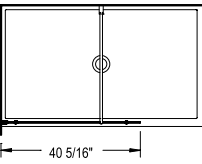
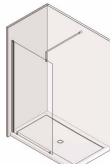
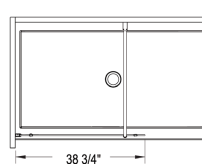
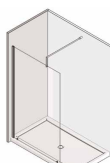
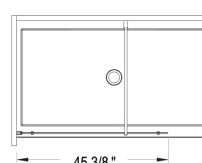
WALK-IN SHOWER PANELS  
LATITUDE  
PETRA

# PETRA "V" Shower Panel


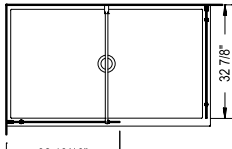


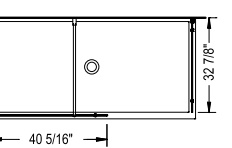

Fixed panel & return panel without FleurcoSEKUR+ Safety Protection (S.R.T.)

3/8" (10 mm) Tempered clear glass • 79" Height (86 3/16" to top of support bar)

## SINGLE THRESHOLD

DIMENSION		MODEL	FINISH	PRICE
		V56309/1-11-40①-79	Chrome	\$1,447
		V56309/1-25-40 _ -79	Brushed Nickel	\$1,537
		V56310-11-40①-79	Chrome	\$1,514
		V56310-25-40 _ -79	Brushed Nickel	\$1,597
		V56317-11-40①-79	Chrome	\$1,482
		V56317-25-40 _ -79	Brushed Nickel	\$1,556
		V56318-11-40①-79	Chrome	\$1,590
		V56318-25-40 _ -79	Brushed Nickel	\$1,661


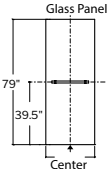
## 2 SIDED

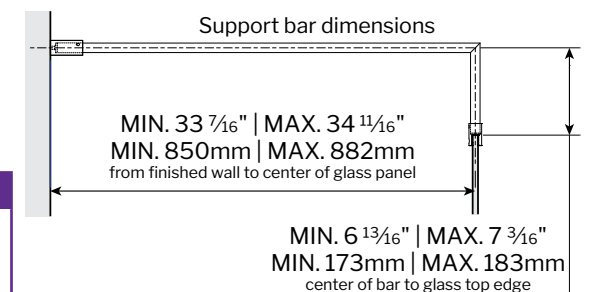
DIMENSION		MODEL	FINISH	PRICE
		V56312-11-40①-③-79	Chrome	\$2,373
		V56312-25-40 _ _ -79	Brushed Nickel	\$2,462
		V6310-11-40①-③-79	Chrome	\$2,473
		V6310-25-40 _ _ -79	Brushed Nickel	\$2,559

For suggested shower bases, visit [www.fleurco.com](http://www.fleurco.com)

SOME MODELS ARE CUSTOMIZEABLE WITH THE "X" SUPPORT BAR AND A U-CHANNEL.

CONTACT CUSTOMER SERVICE FOR DETAILS.

DOOR OPTIONS	
<p>Insert Code "L" or "R"</p> <p>①</p> 	<p>Insert Code "H" (flat) or "Y" (round) to select OPTIONAL towel bar</p> <p>Towel bar installs onto a return panel</p> <p>Available in two finishes: Chrome - Surcharge \$439 Brushed Nickel - Surcharge \$399</p> <p>③</p> 





# PETRA "V" Shower Panel

Fixed panel & return panel

**10**  
year limited  
warranty

European style walk-in shower panel

3/8" (10mm) clear tempered glass

Shower panel height: 79" (86 3/16" to top of the support bar)

Chrome & Brushed Nickel finishes

Custom sizes available

 **Microtek®**  
FLEURCO  
Glass surface protection



## 3/8" (10 mm) Tempered clear glass • 79" Height (80 ½" to top of support bar)

### SHOWER PANEL 29

29 ⅜" to 29 ⅞" W x 79" H (80 ½" to top of support bar)

MODEL	FINISH	PRICE
VLS29-11-40-79	Chrome	<b>\$717</b>
VLS29-25-40-79	Brushed Nickel	<b>\$727</b>
VLS29-33-40-79	Matte Black	<b>\$737</b>
VLS29-12-40-79 <b>NEW</b>	Brushed Gold	<b>\$852</b>

For suggested shower bases, visit [www.fleurco.com](http://www.fleurco.com)

### SHOWER PANEL 33

32 ¾" to 33 ¼" W x 79" H (80 ½" to top of support bar)

MODEL	FINISH	PRICE
VLS33-11-40-79	Chrome	<b>\$761</b>
VLS33-25-40-79	Brushed Nickel	<b>\$768</b>
VLS33-33-40-79	Matte Black	<b>\$777</b>
VLS33-12-40-79 <b>NEW</b>	Brushed Gold	<b>\$863</b>

For suggested shower bases, visit [www.fleurco.com](http://www.fleurco.com)

### SHOWER PANEL 39

38 ¾" to 39 ¼" W x 79" H (80 ½" to top of support bar)

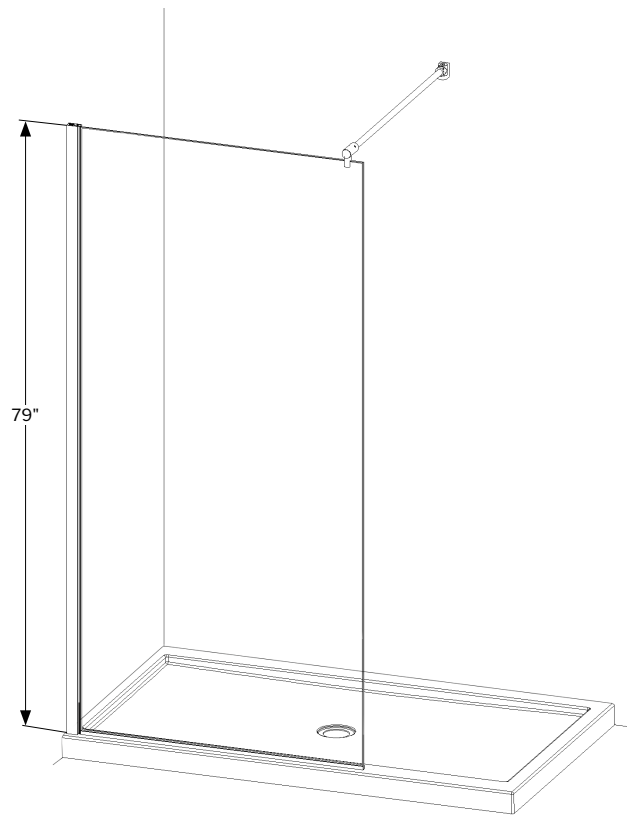
MODEL	FINISH	PRICE
VLS39-11-40-79	Chrome	<b>\$815</b>
VLS39-25-40-79	Brushed Nickel	<b>\$824</b>
VLS39-33-40-79	Matte Black	<b>\$833</b>
VLS39-12-40-79 <b>NEW</b>	Brushed Gold	<b>\$875</b>

For suggested shower bases, visit [www.fleurco.com](http://www.fleurco.com)

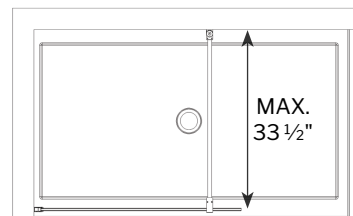
### SHOWER PANEL 45

45 ⅜" to 45 ⅞" W x 79" H (80 ½" to top of support bar)

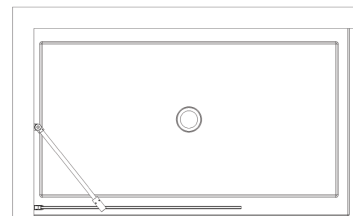
MODEL	FINISH	PRICE
VLS45-11-40-79	Chrome	<b>\$867</b>
VLS45-25-40-79	Brushed Nickel	<b>\$878</b>
VLS45-33-40-79	Matte Black	<b>\$888</b>
VLS45-12-40-79 <b>NEW</b>	Brushed Gold	<b>\$904</b>

For suggested shower bases, visit [www.fleurco.com](http://www.fleurco.com)

Support bar installation from back wall to fixed panel



Support bar installation from side wall to fixed panel







NEW!  
BRUSHED GOLD  
FINISH

WALK-IN SHOWER PANELS

STATION PLUS

VLS39-12-40-79

# STATION<sup>PLUS</sup> Walk-in Shower

Fixed panel

**10**  
year limited  
warranty

Fixed shower panel

Left or right configuration

PV support bar (maximum 33 ½" from back wall)

Dual installation of support bar

3/8" (10mm) clear tempered glass

Shower panel height: 79" (80 ½" to top of support bar)

Chrome, Brushed Nickel, Matte Black & Brushed Gold finishes

 **Microtek®**  
FLEURCO  
Glass surface protection

# STATION Shower Panel

Fixed panel without FleurcoSEKUR+ Safety Protection (S.R.T.)

**3/8" (10 mm) Tempered clear glass • 79" Height**



## SHOWER PANEL 30

29 3/4" to 30 3/8" W x 79" H

MODEL	FINISH	PRICE
VSXS30-11-40-79	Chrome	<b>\$671</b>
VSXS30-25-40-79	Brushed Nickel	<b>\$689</b>
VSXS30-33-40-79	Matte Black	<b>\$704</b>
VSXS30-12-40-79 <b>NEW</b>	Brushed Gold	<b>\$805</b>

For suggested shower bases, visit [www.fleurco.com](http://www.fleurco.com)

## SHOWER PANEL 34

33 3/4" to 34 3/8" W x 79" H

MODEL	FINISH	PRICE
VSXS34-11-40-79	Chrome	<b>\$738</b>
VSXS34-25-40-79	Brushed Nickel	<b>\$753</b>
VSXS34-33-40-79	Matte Black	<b>\$769</b>
VSXS34-12-40-79 <b>NEW</b>	Brushed Gold	<b>\$885</b>

For suggested shower bases, visit [www.fleurco.com](http://www.fleurco.com)

NEW!  
BRUSHED GOLD  
FINISH

VSXS34-12-40-79

# STATION

Walk-in Shower Panel

Fixed panel

**10**  
year limited  
warranty

Fixed shower panel

3/8" (10mm) clear tempered glass

Shower panel height: 79"

Chrome, Brushed Nickel, Matte Black & Brushed Gold finishes

 **Microtek®**  
FLEURCO  
Glass surface protection

# SIENA Solo Shower Panel

Pivot shower panel without FleurcoSEKUR+ Safety Protection (S.R.T.)



**1/4" (6 mm) Tempered clear glass • 75" Height**

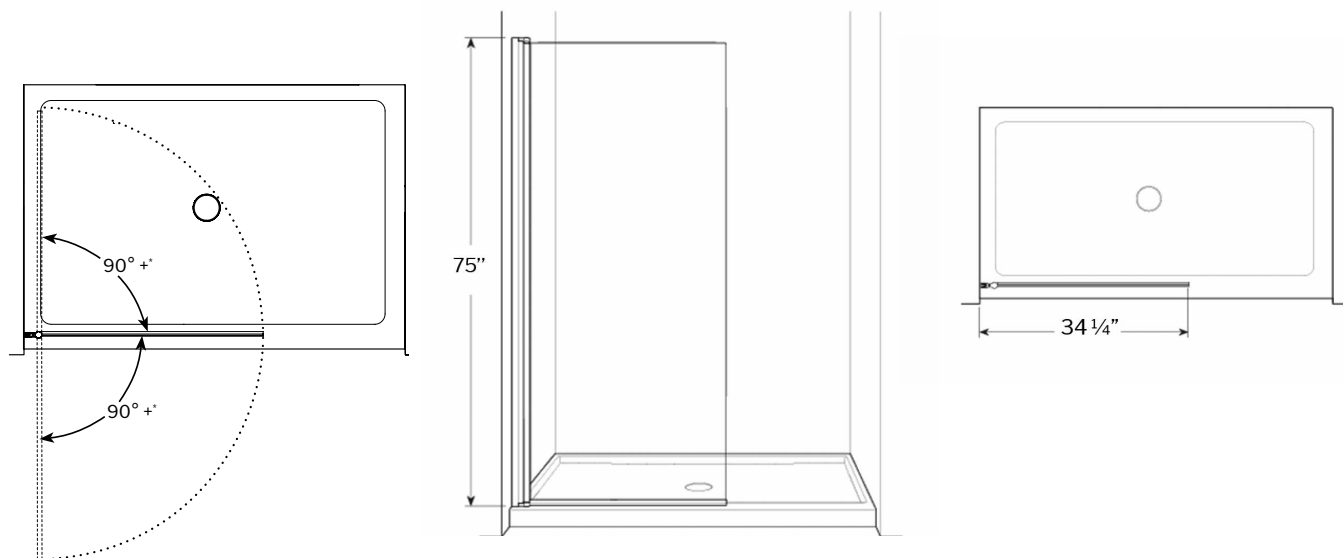
## PIVOT SHOWER PANEL 34

Panel 34 1/4" W x 75" H

MODEL	FINISH	PRICE
EST34-11-40	Chrome	<b>\$1,054</b>
EST34-25-40	Brushed Nickel	<b>\$1,088</b>
EST34-33-40	Matte Black	<b>\$1,122</b>

Fits any base 48" and larger.

For suggested shower bases, visit [www.fleurco.com](http://www.fleurco.com)



\*Panel can go past 90° but may come in contact with wall



# SIENA Solo, Walk-in Shower Panel

Pivot shower panel

**10**  
year limited  
warranty

Pivot glass shower panel

90° outward and 90° inward opening

Reversible left or right side installation

1/4" (6mm) clear tempered glass

Shower panel height: 75"

Chrome, Brushed Nickel & Matte Black finishes

 **Microtek®**  
FLEURCO  
Glass surface protection





## SAFETY PROTECTION (S.R.T.)

### WHAT IS FLEURCOSEKUR+ SAFETY PROTECTION (S.R.T.)?

FLEURCOSEKUR+ SAFETY PROTECTION (S.R.T.) is a transparent film bonded directly onto the glass panel by means of an adhesive to improve safety by retaining the pieces together in the event of glass breakage.

### WHAT ARE THE BENEFITS OF FLEURCOSEKUR+ SAFETY PROTECTION (S.R.T.)?

FLEURCOSEKUR+ SAFETY PROTECTION (S.R.T.) film provides an added layer of security for you and your family. In the event of an accident, FLEURCOSEKUR+ SAFETY PROTECTION (S.R.T.) prevents the tempered glass door from shattering into thousands of pieces which could cause damage.

### HOW IS FLEURCOSEKUR+ SAFETY PROTECTION (S.R.T.) APPLIED?

Application is performed by a specialized machine.

The film is always installed on the exterior side of the panels as to not affect the Microtek® coating on the interior.

### HOW DURABLE IS FLEURCOSEKUR+ SAFETY PROTECTION (S.R.T.)?

FLEURCOSEKUR+ SAFETY PROTECTION (S.R.T.) is very durable. It has been tested for long-term usage against chemicals and normal wear and meets the required standards.

### HOW DO I CLEAN GLASS TREATED WITH FLEURCOSEKUR+ SAFETY PROTECTION (S.R.T.)?

No abrasive materials should be used in cleaning a FLEURCOSEKUR+ SAFETY PROTECTION (S.R.T.) treated shower door. Cleaning with a damp cloth using a mixture of vinegar/mild soap with water is recommended.

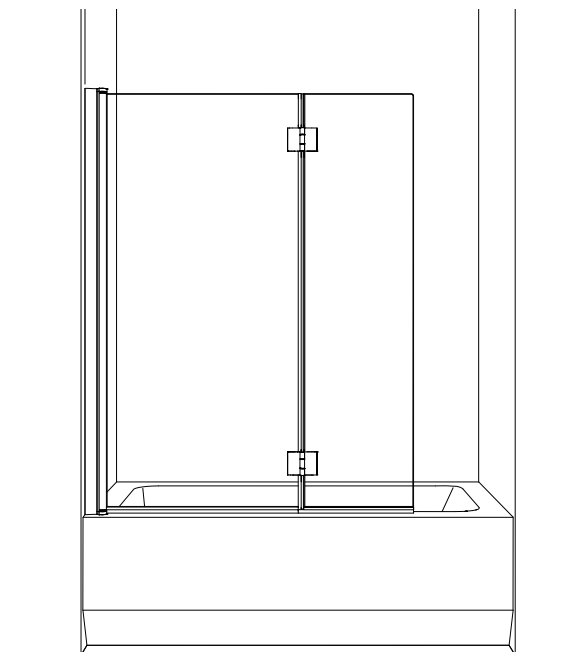


**5**  
year limited  
warranty

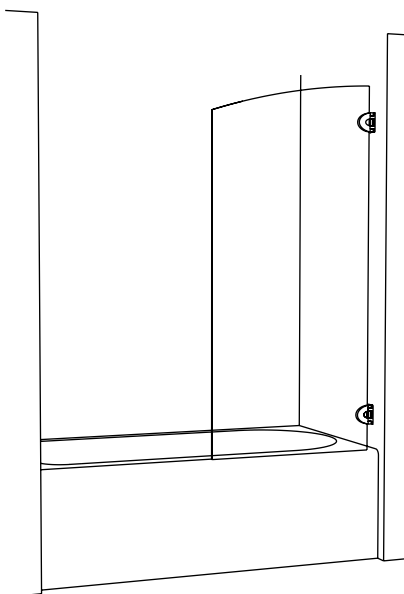




## WALK-IN TUB SHIELDS


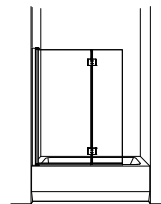


## WALK-IN TUB PANELS



FLEURCO INC. **USA EAST** Tel: 856.778.0110 | Toll Free: 1.888.568.2121 | Fax: 1.888.854.1020  
 FLEURCO INC. **USA MIDWEST** Tel: 630.607.0847 | Toll Free: 1.888.263.3651 | Fax: 331.225.2549  
 FLEURCO INC. **USA WEST** Tel: 562.368.8800 | Toll Free: 1.877.413.2880 | Fax: 562.368.8812

# WALK-IN TUB SHIELDS



## \*MONACO SQUARE TOP ..... 4-5

Pivot tub shield with fixed panel

Sizes: 24" fixed panel with 15" moveable panel

**SELECT 24" fixed panel with 15" moveable panel**




## \*MONACO ROUND TOP ..... 6-7

Pivot tub shield with fixed panel

Sizes: 24" fixed panel with 15" moveable panel

**SELECT 24" fixed panel with 15" moveable panel**



## \*SIENA DUO ..... 8-9

Bi-fold pivot tub shield

Sizes: 27" fixed panel with 15" moveable panel



## \*SIENA ..... 10-11

Pivot tub shield with fixed panel

Sizes: 25" fixed panel with 15" moveable panel



Glass surface protection



See website for more information

Available finishes



- Chrome
- Brushed Nickel
- Matte Black

Glass type

- Clear

\*Without FleurcoSEKUR+ Safety Protection (S.R.T.)

# WALK-IN TUB PANELS



## VECTRA ..... 12-13

Fixed tub panel  
Size: 33



## LATITUDE ..... 14-15

Fixed tub panel  
Sizes: 28, 32




## \*SOLO ..... 16-17

Pivot tub panel  
Size: 29  
**SELECT 29**



## \*STATION ..... 18-19

Fixed tub panel  
Sizes: 30, 34



## \*SIENA SOLO ..... 20-21

Pivot tub panel  
Size: 34



**M** Glass surface protection



See website for more  
information

**SEKUR+** Safety protection  
(S.R.T.)



See information page at the  
end of the section

Available finishes

- Chrome
- Brushed Nickel
- Matte Black

Glass type

**C** Clear

\*Without FleurcoSEKUR+ Safety Protection (S.R.T.)

# MONACO Square Top Tub Shield

Pivot tub shield with fixed panel without FleurcoSEKUR+ Safety Protection (S.R.T.)



Glass surface protection

**3/8" (10 mm) Tempered clear glass**  
**58" Height (59 1/2" to top of "X" support bar)**

## SELECT MONACO SQUARE SUPPORT BAR SYSTEM WITH RECTANGULAR (M) HINGES

58" H (59 1/2" to top of support bar)

MODEL	FINISH	PRICE
VMSXT24-11-40	Chrome	<b>\$1,323</b>
VMSXT24-25-40	Brushed Nickel	<b>\$1,361</b>
VMSXT24-33-40	Matte Black	<b>\$1,379</b>

This unit is universal, left and right.

**SELECT**



**NO OPTIONS**

## MONACO SQUARE "X" SUPPORT BAR SYSTEM

58" H (59 1/2" to top of support bar)

MODEL	FINISH	PRICE
VWXSH24-11-40①-②	Chrome	<b>\$2,418</b>
VWXSH24-25-40 _ - _	Brushed Nickel	<b>\$2,687</b>

## MONACO SQUARE "G" GLASS SHELF SUPPORT\*

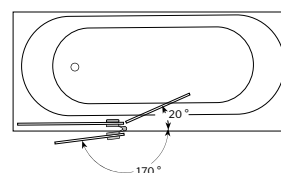
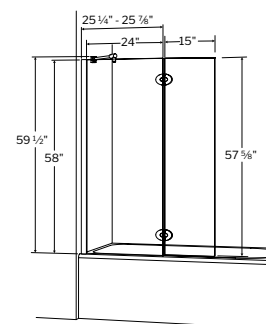
58" H

MODEL	FINISH	PRICE
VWGS24-11-40①-②	Chrome	<b>\$2,418</b>
VWGS24-25-40 _ - _	Brushed Nickel	<b>\$2,687</b>

\*Glass Shelves are available in 3/8" (10 mm) Clear Glass only

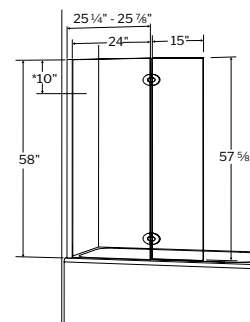
### VWXSH24

Support Bar System



### VWGS24

Glass Shelf Support



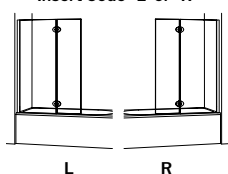
\* Position of shelf from top of glass panel

See page 18 for return panel option.

## DOOR OPTIONS

Insert Code "L" or "R"

①

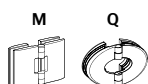


L

R

②

Insert Code "M" or "Q"



M

Q



Support Bar System - "X"



Glass Shelf Support - "G"



# MONACO Square Top

Walk-in pivot tub shield with fixed panel

**10**  
year limited  
warranty

Square top shield with fixed panel

170° outward and 20° inward opening

Reversible left or right side installation

2 glass-to-glass hinge choices (excluding **SELECT**)

3/8" (10mm) clear tempered glass

Tub shield height: 58" (59 1/2" to top of support bar)

Chrome, Brushed Nickel & Matte Black (**SELECT** model only) finishes

 **Microtek®**  
FLEURCO  
Glass surface protection

# MONACO Round Top Tub Shield

Pivot tub shield with fixed panel without FleurcoSEKUR+ Safety Protection (S.R.T.)



**3/8" (10 mm) or 1/4" (6 mm) Tempered clear glass**  
**58" Height (59 1/2" to top of "X" support bar)**

## SELECT MONACO ROUND SUPPORT BAR SYSTEM WITH OVAL (Q) HINGES

58" H (59 1/2" to top of support bar)

MODEL	FINISH	PRICE
3/8" (10 mm) clear tempered glass		
VQRXT24-11-40	Chrome	<b>\$1,323</b>
VQRXT24-25-40	Brushed Nickel	<b>\$1,361</b>
VQRXT24-33-40	Matte Black	<b>\$1,379</b>
1/4" (6 mm) clear tempered glass		
VQRST24-11-40	Chrome	<b>\$1,022</b>
VQRST24-25-40	Brushed Nickel	<b>\$1,039</b>
VQRST24-33-40	Matte Black	<b>\$1,057</b>

NEW

These units are universal, left and right.

## MONACO ROUND "X" SUPPORT BAR SYSTEM

58" H (59 1/2" to top of support bar)

MODEL	FINISH	PRICE
3/8" (10 mm) clear tempered glass		
VXSH24-11-40 ①-②	Chrome	<b>\$2,418</b>
VXSH24-25-40 _ - _	Brushed Nickel	<b>\$2,687</b>

## MONACO ROUND "X" SUPPORT BAR SYSTEM

58" H (59 1/2" to top of support bar)

MODEL	FINISH	PRICE
1/4" (6 mm) clear tempered glass		
VSH24-11-40 ①-②	Chrome	<b>\$1,738</b>
VSH24-25-40 _ - _	Brushed Nickel	<b>\$2,010</b>

Above models are only available with the support bar

## MONACO ROUND "G" GLASS SHELF SUPPORT\*

58" H

MODEL	FINISH	PRICE
3/8" (10 mm) clear tempered glass		
VGSH24-11-40 ①-②	Chrome	<b>\$2,418</b>
VGSH24-25-40 _ - _	Brushed Nickel	<b>\$2,687</b>

\*Glass Shelves are available in 3/8" (10 mm) Clear Glass only.

See page 18 for return panel option.

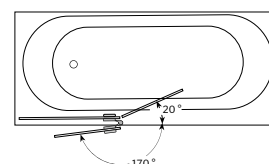
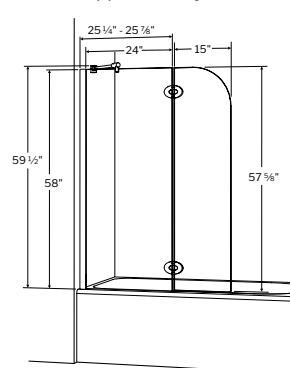
## SELECT



NO OPTIONS

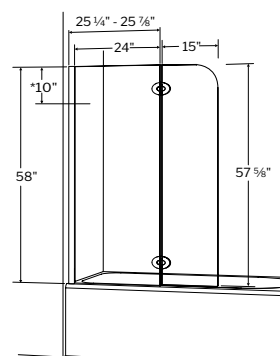
## VXSH24

Support Bar System



## VGSH24

Glass Shelf Support

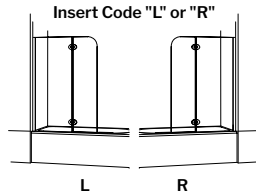


\* Position of shelf from top of glass panel

## DOOR OPTIONS

Insert Code "L" or "R"

①

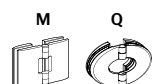


L

R

②

Insert Code "M" or "Q"




M

Q

Support Bar System - "X"



Glass Shelf Support - "G"



# MONACO Round Top

Walk-in pivot tub shield with fixed panel

**10**  
year limited  
warranty

Round top shield with fixed panel

170° outward and 20° inward opening

Reversible left or right side installation

2 glass-to-glass hinge choices (excluding **SELECT**)

3/8" (10mm) clear tempered glass

1/4" (6mm) clear tempered glass

Tub shield height: 58" (59 1/2" to top of support bar)

Chrome, Brushed Nickel & Matte Black (**SELECT** model only) finishes

**Microtek®**  
FLEURCO  
Glass surface protection

# SIENA Duo Tub Shield

Bi-fold pivot tub shield without FleurcoSEKUR+ Safety Protection (S.R.T.)

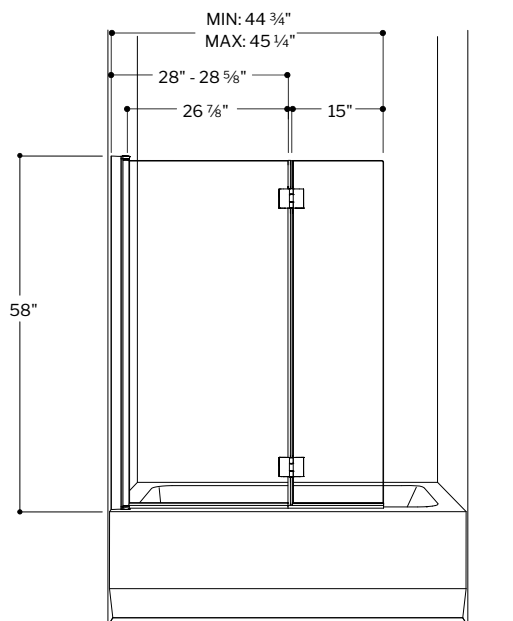


**1/4" (6 mm) Tempered clear glass • 58" Height**

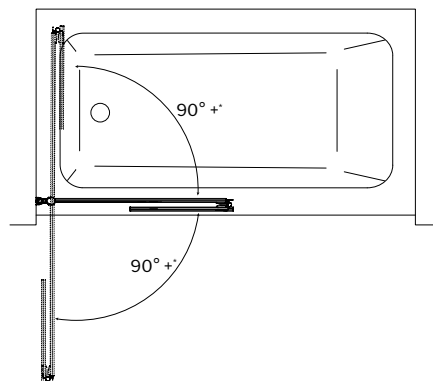
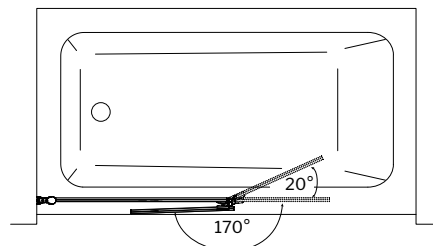
## TUB SHIELD

Moving Panel 26 7/8" W • Small Shield 15" W x 58" H


MODEL	FINISH	PRICE
ESHB26-11-40	Chrome	<b>\$1,277</b>
ESHB26-25-40	Brushed Nickel	<b>\$1,312</b>
ESHB26-33-40	Matte Black	<b>\$1,352</b>



Fully opened unit



\*Panel can go past 90° but may come in contact with wall





# SIENA Duo, Walk-in Tub Shield

Bi-fold pivot tub shield

**10**  
year limited  
warranty

Bi-fold glass panels allowing full access to faucet and tub

European water deflection system

90° outward and 90° inward opening for large panel

170° outward and 20° inward opening for small shield

Reversible left or right side installation

1/4" (6mm) clear tempered glass

Tub shield height: 58"

Chrome, Brushed Nickel & Matte Black finishes

 **Microtek®**  
FLEURCO  
Glass surface protection

# SIENA Tub Shield

Pivot tub shield with fixed panel without FleurcoSEKUR+ Safety Protection (S.R.T.)

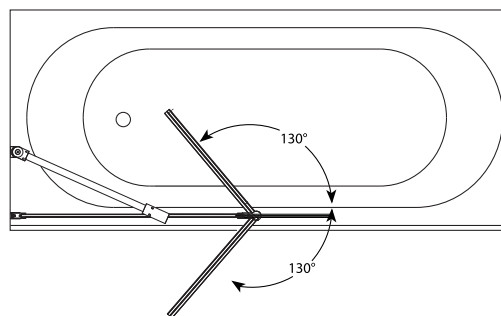
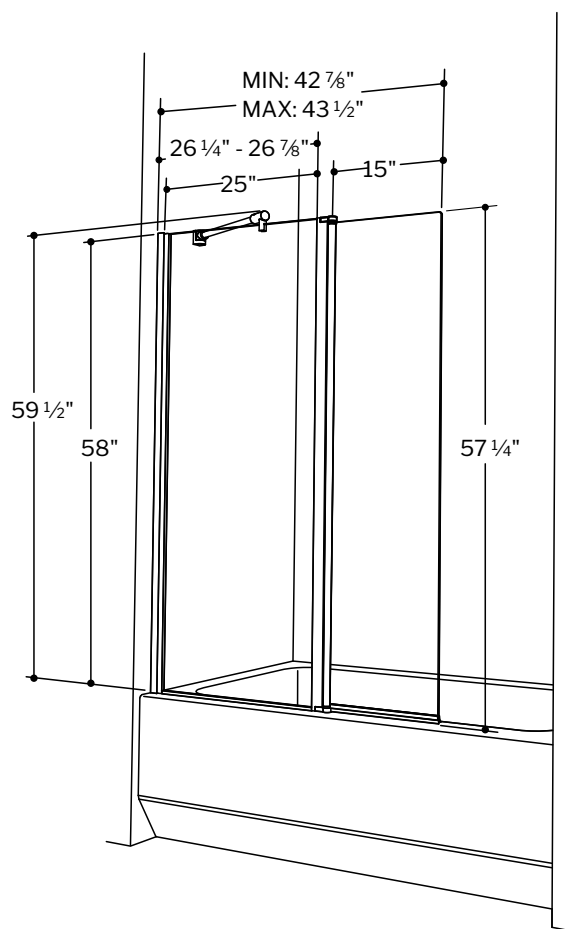


**1/4" (6 mm) Tempered clear glass • 58" Height (59 1/2" to top of support bar)**

## TUB SHIELD

Large Panel 25" W, Moving Shield 15" W x 58" H  
(59 1/2" to top of support bar)

MODEL	FINISH	PRICE
ESH24-11-40	Chrome	<b>\$1,054</b>
ESH24-25-40	Brushed Nickel	<b>\$1,088</b>
ESH24-33-40	Matte Black	<b>\$1,122</b>





## SIENA Walk-in Tub Shield

Pivot tub shield with fixed panel

**10**  
year limited  
warranty

European water deflection system

130° outward and 130° inward opening

Reversible left or right side installation

1/4" (6mm) clear tempered glass

Tub shield height: 58" (59 1/2" to top of support bar)

Chrome, Brushed Nickel & Matte Black finishes

 **Microtek®**  
FLEURCO  
Glass surface protection

# VECTRA Tub Panel

Fixed panel

**3/8" (10 mm) Tempered clear glass**  
**66" Height (67" to top of support bar)**

## TUB PANEL 33

33" W x 66" H (67" to top of support bar)

MODEL	FINISH	PRICE
VRT33-33-40①	Matte Black	<b>\$1,804</b>

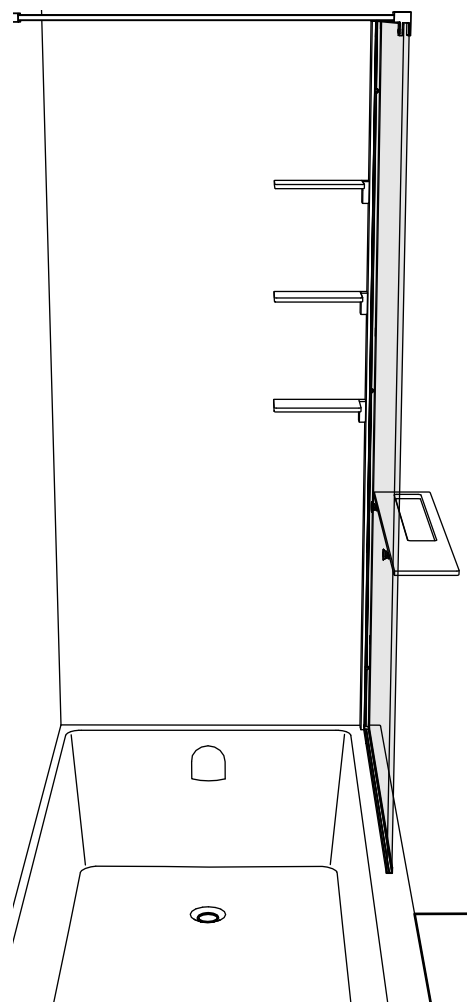
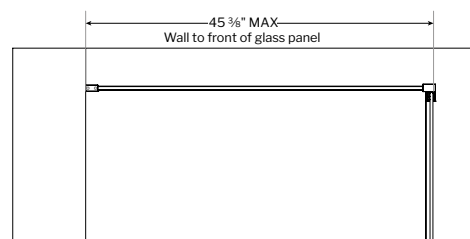


Glass surface protection



SAFETY PROTECTION (S.R.T.)

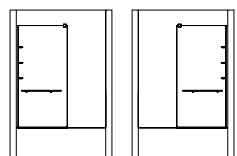
Support bar dimensions



## DOOR OPTIONS

Insert Code "L" or "R"



①



L

R





Interior integrated shelves

VRT 33-33-40R

## VECTRA Walk-in Tub Panel

Fixed tub panel with accessories

**10**  
year limited  
warranty

- 3 metal shelves integrated to the wall jamb
- Towel bar and tray integrated in a single accessory
- 3/8" (10mm) clear tempered glass
- Tub panel height: 66" (67" to top of support bar)
- Matte Black finish

 **FLEURCO™SEKUR<sup>+</sup>**  
SAFETY PROTECTION (S.R.T.) \*  
\*5 year limited warranty

 **Microtek®**  
FLEURCO  
Glass surface protection

# LATITUDE Tub Panel

Fixed tub panel

**5/16" (8 mm) Tempered clear glass**  
**66" Height (66 ¾" to top of support bar)**

## TUB PANEL 28

28 ½" W x 66" H (66 ¾" to top of support bar)

MODEL	FINISH	PRICE
LAVT28-33-43	Matte Black	\$702

## TUB PANEL 32

32 ½" W x 66" H (66 ¾" to top of support bar)

MODEL	FINISH	PRICE
LAVT32-33-43	Matte Black	\$742

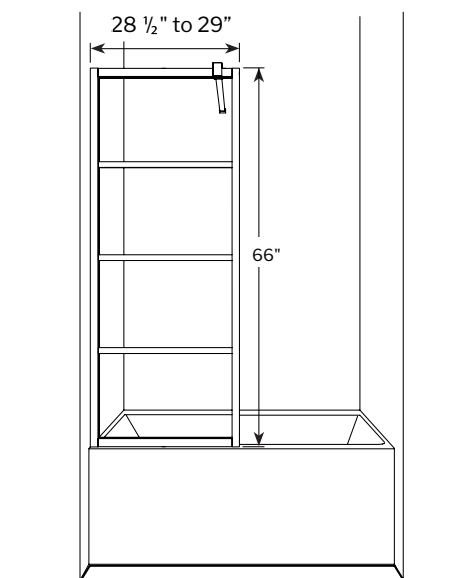


Glass surface protection

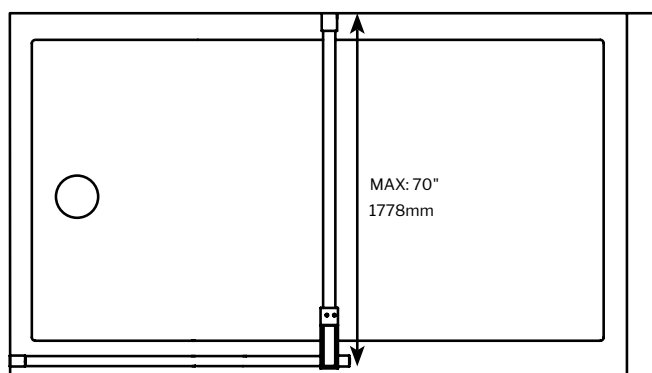
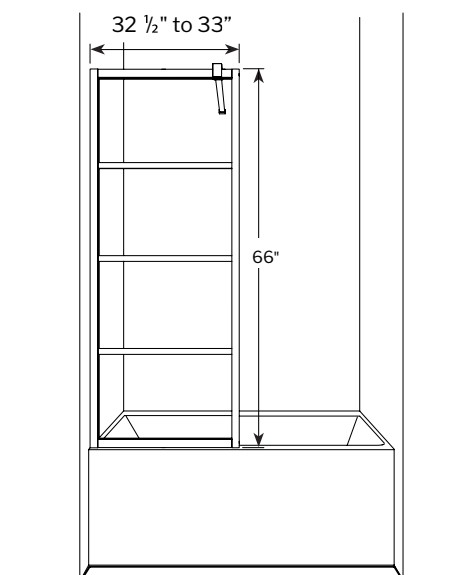


These units are reversible.

## LAVT28



## LAVT32





# LATITUDE Walk-in Tub Panel

Fixed tub panel

**10**  
year limited  
warranty

Silk screen design - high style, low maintenance

5/16" (8mm) clear tempered glass

Tub panel height: 66" (66 3/4" to top of support bar)

Matte Black finish

 **FLEURCO™SEKUR<sup>+</sup>**  
SAFETY PROTECTION (S.R.T.) \*  
\*5 year limited warranty

 **Microtek®**  
FLEURCO  
Glass surface protection



# SOLO Tub Panel

Pivot tub panel without FleurcoSEKUR+ Safety Protection (S.R.T.)



**3/8" (10 mm) Tempered clear glass • 63" Height**  
**1/4" (6 mm) Tempered clear glass • 63" Height**

## SELECT SOLO ROUND TOP WITH OVAL (Q) HINGES

29" W x 63" H

MODEL	FINISH	PRICE
3/8" (10 mm) clear tempered glass		
VQRXT029-11-40	Chrome	<b>\$666</b>
VQRXT029-25-40	Brushed Nickel	<b>\$689</b>
VQRXT029-33-40	Matte Black	<b>\$700</b>

This unit is universal, left and right.

## SELECT SOLO SQUARE TOP WITH RECTANGULAR (M) HINGES

29" W x 63" H

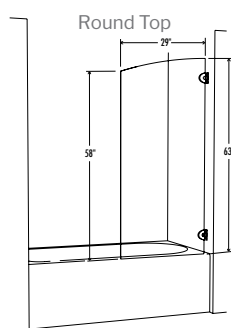
MODEL	FINISH	PRICE
3/8" (10 mm) clear tempered glass		
VMSXT029-11-40	Chrome	<b>\$666</b>
VMSXT029-25-40	Brushed Nickel	<b>\$689</b>
VMSXT029-33-40	Matte Black	<b>\$700</b>

This unit is universal, left and right.

### SELECT



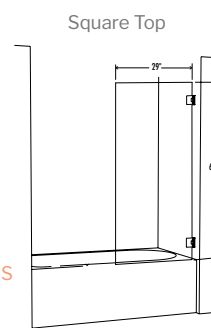
NO OPTIONS



### SELECT



NO OPTIONS



## SOLO ROUND TOP

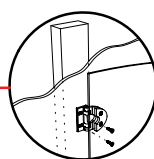
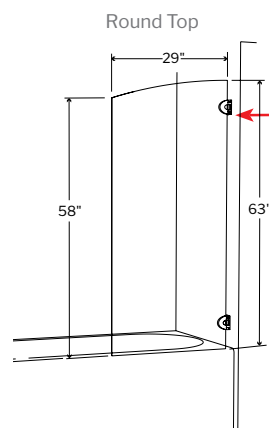
29" W x 63" H

MODEL	FINISH	PRICE
3/8" (10 mm) clear tempered glass		
VXT029-11-40 ①-②	Chrome	<b>\$1,639</b>
VXT029-25-40 _ - _	Brushed Nickel	<b>\$1,761</b>

## SOLO ROUND TOP

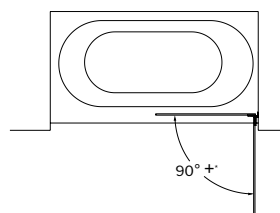
29" W x 63" H

MODEL	FINISH	PRICE
1/4" (6 mm) clear tempered glass		
VT029-11-40 ①-②	Chrome	<b>\$1,337</b>
VT029-25-40 _ - _	Brushed Nickel	<b>\$1,463</b>



### IMPORTANT

Wall-mounted hinges must be supported and fastened into a stud framing.

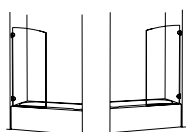


\*Panel can go past 90° but may come in contact with wall

### DOOR OPTIONS

Insert Code "L" or "R"

①

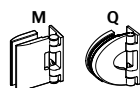


L

R

Insert Code "M" or "Q"

②







# SOLO

Walk-in Tub Panel

Pivot tub panel

**10**  
year limited  
warranty

90° outward opening

Reversible left or right side installation

2 wall-mount hinge choices (excluding **SELECT**)

3/8" (10mm) clear tempered glass

1/4" (6mm) clear tempered glass (excluding **SELECT**)

Tub panel height: 63"

Chrome, Brushed Nickel & Matte Black (**SELECT** model only) finishes

 **Microtek®**  
FLEURCO  
Glass surface protection

# STATION Fixed Tub Panel

Fixed tub panel without FleurcoSEKUR+ Safety Protection (S.R.T.)

**3/8" (10 mm) Tempered clear glass • 58" Height**

## TUB PANEL 30

29 3/4" to 30 3/8" x 58" H

MODEL	FINISH	PRICE
VSXT30-11-40	Chrome	\$497
VSXT30-25-40	Brushed Nickel	\$514
VSXT30-33-40	Matte Black	\$519

This unit is universal, left and right.

Can also be used as a return panel.

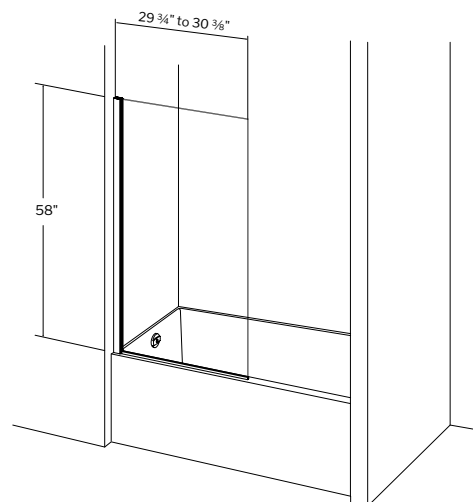
## TUB PANEL 34

33 3/4" to 34 3/8" x 58" H

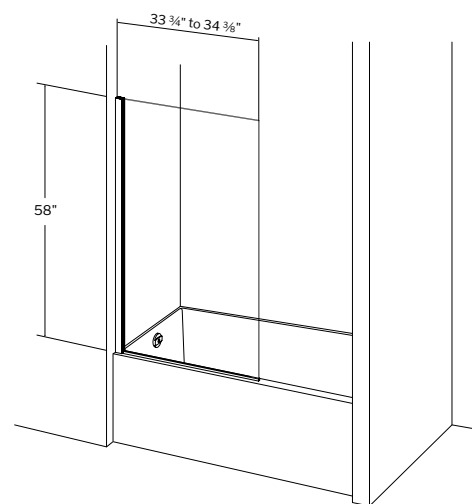
MODEL	FINISH	PRICE
VSXT34-11-40	Chrome	\$544
VSXT34-25-40	Brushed Nickel	\$570
VSXT34-33-40	Matte Black	\$579

This unit is universal, left and right.

Can also be used as a return panel.

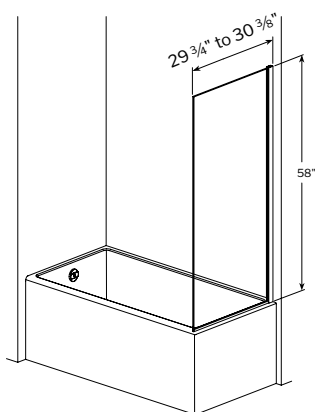


**VSXT30**

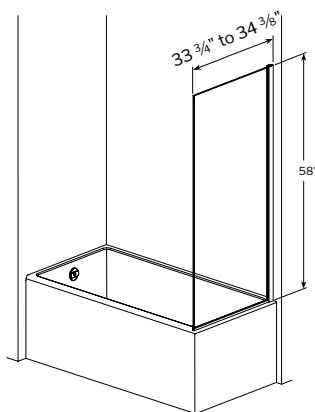


**VSXT34**

Can also be used as a return panel.



**VSXT30**



**VSXT34**



# STATION

Walk-in Tub Panel

Fixed tub panel

**10**  
year limited  
warranty

Fixed tub panel

Reversible left or right side installation

3/8" (10mm) clear tempered glass

Tub panel height: 58"

Chrome, Brushed Nickel & Matte Black finishes

 **Microtek®**  
FLEURCO  
Glass surface protection

# SIENA Solo Tub Panel

Pivot tub panel without FleurcoSEKUR+ Safety Protection (S.R.T.)

**1/4" (6 mm) Tempered clear glass • 58" Height**

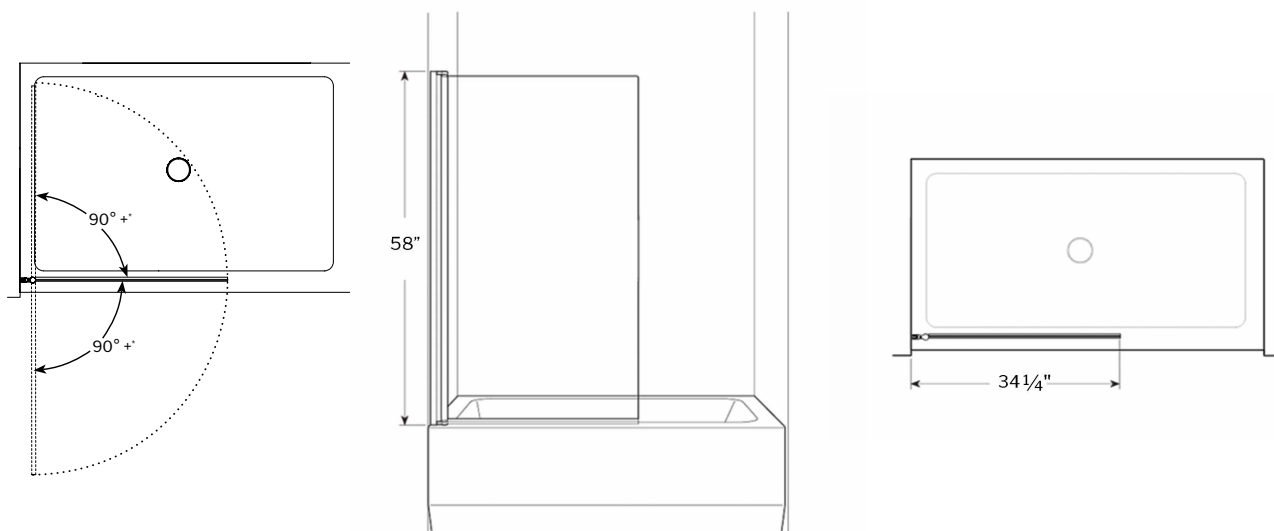


Glass surface protection

## PIVOT TUB PANEL 34

Panel 34 1/4" W x 58" H

MODEL	FINISH	PRICE
ESB34-11-40	Chrome	<b>\$955</b>
ESB34-25-40	Brushed Nickel	<b>\$986</b>
ESB34-33-40	Matte Black	<b>\$1,014</b>



\*Panel can go past 90° but may come in contact with wall





## SIENA Solo, Walk-in Tub Panel

Pivot tub panel

**10**  
year limited  
warranty

Pivot glass panel

90° outward and 90° inward opening

Reversible left or right side installation

1/4" (6mm) clear tempered glass

Tub panel height: 58"

Chrome, Brushed Nickel & Matte Black finishes

 **Microtek®**  
FLEURCO  
Glass surface protection



## SAFETY PROTECTION (S.R.T.)

### WHAT IS FLEURCOSEKUR+ SAFETY PROTECTION (S.R.T.)?

FLEURCOSEKUR+ SAFETY PROTECTION (S.R.T.) is a transparent film bonded directly onto the glass panel by means of an adhesive to improve safety by retaining the pieces together in the event of glass breakage.

### WHAT ARE THE BENEFITS OF FLEURCOSEKUR+ SAFETY PROTECTION (S.R.T.)?

FLEURCOSEKUR+ SAFETY PROTECTION (S.R.T.) film provides an added layer of security for you and your family. In the event of an accident, FLEURCOSEKUR+ SAFETY PROTECTION (S.R.T.) prevents the tempered glass door from shattering into thousands of pieces which could cause damage.

### HOW IS FLEURCOSEKUR+ SAFETY PROTECTION (S.R.T.) APPLIED?

Application is performed by a specialized machine.

The film is always installed on the exterior side of the panels as to not affect the Microtek® coating on the interior.

### HOW DURABLE IS FLEURCOSEKUR+ SAFETY PROTECTION (S.R.T.)?

FLEURCOSEKUR+ SAFETY PROTECTION (S.R.T.) is very durable. It has been tested for long-term usage against chemicals and normal wear and meets the required standards.

### HOW DO I CLEAN GLASS TREATED WITH FLEURCOSEKUR+ SAFETY PROTECTION (S.R.T.)?

No abrasive materials should be used in cleaning a FLEURCOSEKUR+ SAFETY PROTECTION (S.R.T.) treated shower door. Cleaning with a damp cloth using a mixture of vinegar/mild soap with water is recommended.



**5**  
year limited  
warranty



Shattered glass maintains structure with FLEURCOSEKUR+ SAFETY PROTECTION (S.R.T.) film