

## WALK-IN SHOWER SHIELDS

1 fixed panel with 1 pivoting panel



## WALK-IN SHOWER PANELS

Single panel



FLEURCO INC. **CANADA** Tel: 1.514.326.2222 | Toll Free: 1.800.993.0033 | Fax: 1.514.326.2008 | [www.fleurco.com](http://www.fleurco.com)

FLEURCO INC. **USA EAST** Tel: 856.778.0110 | Toll Free: 1.888.568.2121 | Fax: 1.888.854.1020

FLEURCO INC. **USA SOUTHEAST** Tel: 239.401.6612 | Toll Free: 1.888.877.6008

FLEURCO INC. **USA MIDWEST** Tel: 630.607.0847 | Toll Free: 1.888.263.3651 | Fax: 331.225.2549

FLEURCO INC. **USA WEST** Tel: 562.368.8800 | Toll Free: 1.877.413.2880 | Fax: 562.368.8812

# WALK-IN SHOWER SHIELDS



## **SELECT MONACO SQUARE TOP** ..... 4-5

Pivot shower shield with fixed panel  
 Sizes: 24" or 33" fixed panel with 15" moveable panel



## **SELECT MONACO ROUND TOP** ..... 6-7

Pivot shower shield with fixed panel  
 Sizes: 24" or 33" fixed panel with 15" moveable panel



## **SELECT MONACO SQUARE TOP 2 SIDED** ..... 8-9

Pivot shower shield with fixed panel and return panel  
 Sizes: 24" or 33" fixed panel with 15" moveable panel



## **SELECT MONACO ROUND TOP 2 SIDED** ..... 10-11

Pivot shower shield with fixed panel and return panel  
 Sizes: 24" or 33" fixed panel with 15" moveable panel



## **SIENA** ..... 12-13

Pivot shower shield with fixed panel  
 Sizes: 25" fixed panel with 15" moveable panel






Glass surface protection



See website for more information

Available finishes

-  Chrome
-  Brushed Nickel
-  Matte Black

Glass type

-  Clear

FLEURCO INC. **CANADA** Tel: 1.514.326.2222 | Toll Free: 1.800.993.0033 | Fax: 1.514.326.2008 | [www.fleurco.com](http://www.fleurco.com)

FLEURCO INC. **USA EAST** Tel: 856.778.0110 | Toll Free: 1.888.568.2121 | Fax: 1.888.854.1020

FLEURCO INC. **USA SOUTHEAST** Tel: 239.401.6612 | Toll Free: 1.888.877.6008

FLEURCO INC. **USA MIDWEST** Tel: 630.607.0847 | Toll Free: 1.888.263.3651 | Fax: 331.225.2549

FLEURCO INC. **USA WEST** Tel: 562.368.8800 | Toll Free: 1.877.413.2880 | Fax: 562.368.8812

# WALK-IN SHOWER PANELS

NEW!  
FLUTED GLASS




## VESPERO .....14-15

Fixed shower panel  
Sizes: 33, 39, 45



## \*STATION PLUS .....26-27

Fixed shower panel  
Sizes: 29, 33, 39, 45



## LATITUDE .....16-19

Fixed shower panel  
Sizes: 28, 32, 38, 44




## \*STATION PLUS 2 SIDED .....28-29

Fixed shower panels  
Sizes: 29, 33, 39, 45



## ELERA .....20-21

Fixed shower panel  
Sizes: 28, 32, 38, 44



## \*STATION .....30-31

Fixed shower panel  
Sizes: 30, 34



## ELERA 2 SIDED .....22-23

Fixed shower panels  
Sizes: 28, 32, 38, 44



## \*SIENA SOLO .....32-33

Pivot shower panel  
Size: 34



## ELERA CORNER .....24-25

Fixed shower panels  
Sizes: 28, 32, 38, 44



M Glass surface protection



See website for more information

SEKUR+ Safety protection



See information page at the  
end of the section

Available finishes

- Chrome
- Brushed Nickel
- Matte Black
- Brushed Gold

Glass type

- C Clear
- SG Smoked Grey
- F Fluted

SELECT

# MONACO Square Top

Shower shield with fixed panel without FleurcoSEKUR+ Safety Protection



**3/8" (10 mm) Tempered clear glass**

**79" Height (80 1/2" to top of "X" support bar, 86 3/16" to top of "V" support bar)**

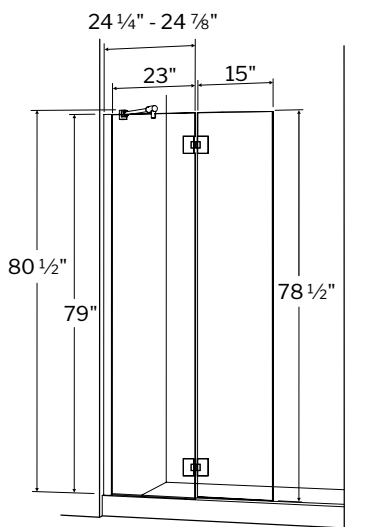
## SHOWER SHIELD

39 7/16" to 40 1/16" W

MODEL	FINISH	PRICE
VMSXS24-11-40-79	Chrome	<b>\$1,558</b>
VMSXS24-25-40-79	Brushed Nickel	<b>\$1,597</b>
VMSXS24-33-40-79	Matte Black	<b>\$1,621</b>

These units are universal, left and right.

For suggested shower bases, visit [www.fleurco.com](http://www.fleurco.com)



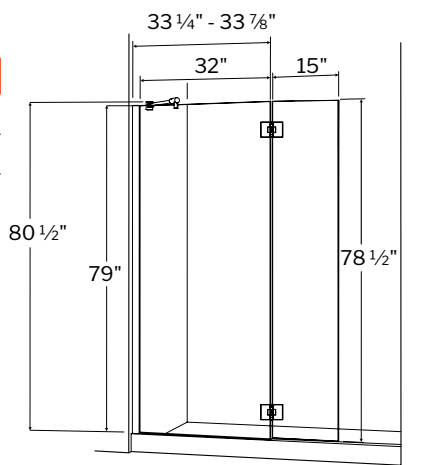
## SHOWER SHIELD

48 7/16" to 49 1/16" W

MODEL	FINISH	PRICE
VMSXS33-11-40-79	Chrome	<b>\$1,711</b>
VMSXS33-33-40-79	Matte Black	<b>\$1,766</b>

These units are universal, left and right.

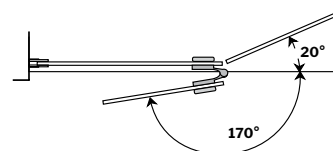
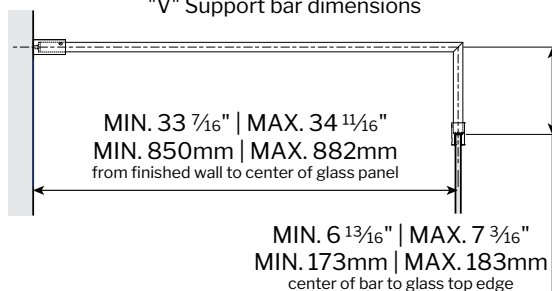
For suggested shower bases, visit [www.fleurco.com](http://www.fleurco.com)



"V" support bar (sold separately)

MODEL	FINISH	PRICE
EVBAR11-01	Chrome	<b>\$268</b>
EVBAR25-01	Brushed Nickel	<b>\$309</b>
EVBAR33-01	Matte Black	<b>\$268</b>

"V" Support bar dimensions







Support Bar System - "V"



SELECT

**MONACO** Square Top

Walk-in shower shield with fixed panel

**10**  
year limited  
warranty

European style walk-in shower shield

Available with "X" support bar

Rectangular glass-to-glass hinges

Reversible left or right installation

3/8" (10mm) clear tempered glass

Shower shield height: 79" (80 1/2" to top of the "X" support bar and 86 3/16" to top of the "V" support bar)

Chrome, Brushed Nickel &amp; Matte Black finishes\*

Custom sizes available

\*Options vary by dimension. See page 4 for more information.


**Microtek®**  
FLEURCO  
 Glass surface protection

SELECT

**MONACO** Round Top

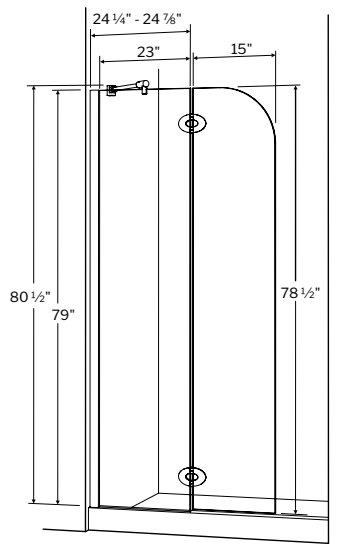
Shower shield with fixed panel without FleurcoSEKUR+ Safety Protection

**3/8" (10 mm) Tempered clear glass****79" Height (80 1/2" to top of "X" support bar, 86 3/16" to top of "V" support bar)****SHOWER SHIELD**

39 7/16" to 40 1/16" W

MODEL	FINISH	PRICE
VQRXS24-11-40-79	Chrome	<b>\$1,558</b>
VQRXS24-25-40-79	Brushed Nickel	<b>\$1,597</b>
VQRXS24-33-40-79	Matte Black	<b>\$1,621</b>

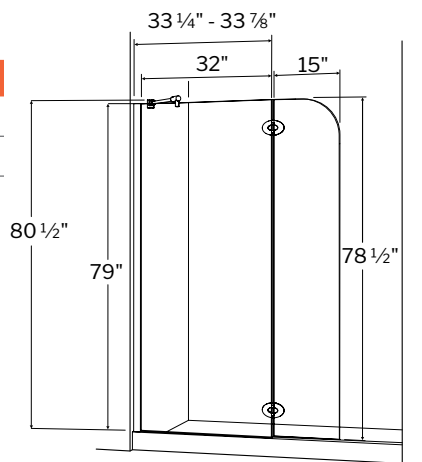
These units are universal, left and right.

For suggested shower bases, visit [www.fleurco.com](http://www.fleurco.com)**SHOWER SHIELD**

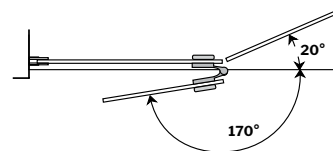
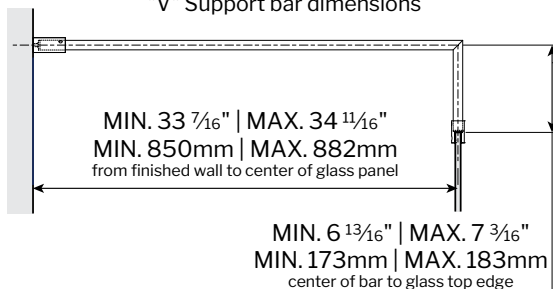
48 7/16" to 49 1/16" W

MODEL	FINISH	PRICE
VQRXS33-11-40-79	Chrome	<b>\$1,711</b>
VQRXS33-33-40-79	Matte Black	<b>\$1,766</b>

These units are universal, left and right.

For suggested shower bases, visit [www.fleurco.com](http://www.fleurco.com)**"V" support bar (sold separately)**

MODEL	FINISH	PRICE
EVBAR11-01	Chrome	<b>\$268</b>
EVBAR25-01	Brushed Nickel	<b>\$309</b>
EVBAR33-01	Matte Black	<b>\$268</b>

**"V" Support bar dimensions**



Support Bar System - "V"



SELECT

**MONACO** Round Top

Walk-in shower shield with fixed panel

**10**  
year limited  
warranty

European style walk-in shower shield

Available with "X" support bar

Oval glass-to-glass hinges

Reversible left or right installation

3/8" (10mm) clear tempered glass

Shower shield height: 79" (80 1/2" to top of the "X" support bar and 86 3/16" to top of the "V" support bar)

Chrome, Brushed Nickel &amp; Matte Black finishes\*

Custom sizes available

\*Options vary by dimension. See page 6 for more information.


**Microtek®**  
 FLEURCO  
 Glass surface protection
**FLEURCO™** [www.fleurco.com](http://www.fleurco.com)

SELECT

# MONACO Square Top 2 sided

Shower shield with fixed panel and return panel  
without FleurcoSEKUR+ Safety Protection

**3/8" (10 mm) Tempered clear glass**

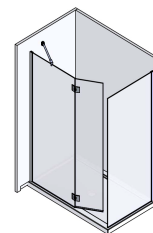
**79" Height (80 1/2" to top of "X" support bar, 86 3/16" to top of "V" support bar)**

RP You must indicate your return panel size **30"** **34"**, **39"** or **45"** in the "RP" field

## SELECT SQUARE

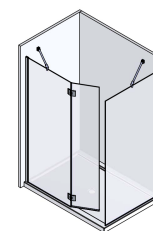
MODEL	FINISH	PRICE			
		30"	34"	39"	45"
39 7⁄16" to 40 1⁄16" W					
VMSXS24 <sup>RP</sup> __-11-40 -79	Chrome	\$2,303	\$2,377	\$2,463	\$2,520
VMSXS24 __-25-40-79	Brushed Nickel	\$2,362	\$2,433	\$2,512	\$2,572
VMSXS24 __-33-40-79	Matte Black	\$2,402	\$2,475	\$2,546	\$2,607
48 7⁄16" to 49 1⁄16" W					
VMSXS33 <sup>RP</sup> __-11-40 -79	Chrome	\$2,456	\$2,530	\$2,616	\$2,673
VMSXS33 __-33-40-79	Matte Black	\$2,547	\$2,620	\$2,691	\$2,752

For suggested shower bases, visit [www.fleurco.com](http://www.fleurco.com)



**30"** **34"**

For units with 30" and 34" return panels, there is a single "X" support bar.



**39"** **45"**

For units with 39" and 45" return panels, there are two "X" support bars.

"V" support bar (sold separately)

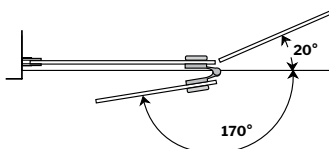
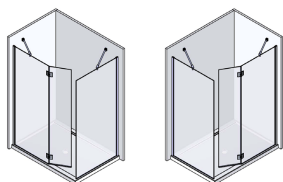
MODEL	FINISH	PRICE
EVBAR11-01	Chrome	\$268
EVBAR25-01	Brushed Nickel	\$309
EVBAR33-01	Matte Black	\$268

\*You must indicate on the order which unit the "V" support bar will be added to. Not compatible with return panels 39" and 45".

"V" Support bar dimensions



## LEFT OR RIGHT INSTALLATION



## RETURN PANELS

30" RP = 29 3/4" to 30 3/8"  
**For base with 32" return**

34" RP = 33 3/4" to 34 3/8"  
**For base with 36" return**

39" RP = 38 3/4" to 39 1/4"  
**For base with 42" return**

45" RP = 45 3/8" to 45 7/8"  
**For base with 48" return**



SELECT

## MONACO Square Top 2 sided

Shower shield with fixed panel & return panel

**10**

year limited  
warranty

European style walk-in shower shield

Available with "X" support bar

Rectangular glass-to-glass hinges

Reversible left or right installation

3/8" (10mm) clear tempered glass

Shower shield height: 79" (80 1/2" to top of the "X" support bar and 86 3/16" to top of the "V" support bar)

Chrome, Brushed Nickel & Matte Black finishes\*

Custom sizes available

\*Options vary by dimension. See page 8 for more information.



Glass surface protection



**FLEURCO™** [www.fleurco.com](http://www.fleurco.com)



SELECT

# MONACO Round Top 2 sided



Shower shield with fixed panel and return panel  
without FleurcoSEKUR+ Safety Protection

**3/8" (10 mm) Tempered clear glass**

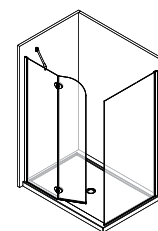
**79" Height (80 1/2" to top of "X" support bar, 86 3/16" to top of "V" support bar)**

RP You must indicate your return panel size **30"** **34"**, **39"** or **45"** in the "RP" field

## SELECT SQUARE

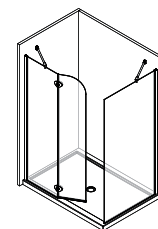
MODEL	FINISH	PRICE			
		30"	34"	39"	45"
39 7⁄16" to 40 1⁄16" W					
VQRXS24  11-40 -79	Chrome	\$2,303	\$2,377	\$2,463	\$2,520
VQRXS24 __ -25-40-79	Brushed Nickel	\$2,362	\$2,433	\$2,512	\$2,572
VQRXS24 __ -33-40-79	Matte Black	\$2,402	\$2,475	\$2,546	\$2,607
48 7⁄16" to 49 1⁄16" W					
VQRXS33  11-40 -79	Chrome	\$2,456	\$2,530	\$2,616	\$2,673
VQRXS33 __ -33-40-79	Matte Black	\$2,547	\$2,620	\$2,691	\$2,752

For suggested shower bases, visit [www.fleurco.com](http://www.fleurco.com)



**30"** **34"**

For units with 30" and 34" return panels, there is a single "X" support bar.



**39"** **45"**

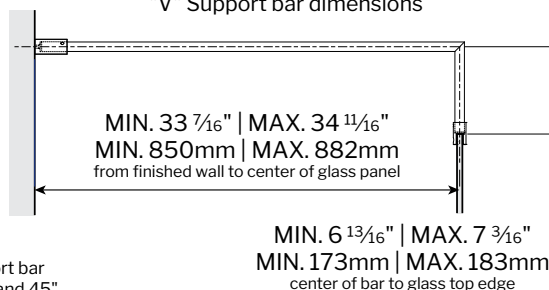
For units with 39" and 45" return panels, there are two "X" support bars.

"V" support bar (sold separately)

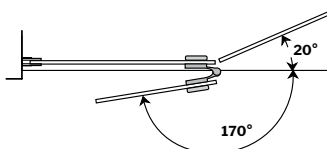
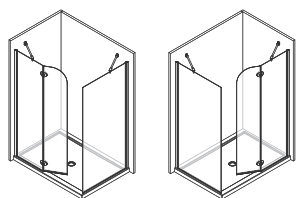
MODEL	FINISH	PRICE
EVBAR11-01	Chrome	\$268
EVBAR25-01	Brushed Nickel	\$309
EVBAR33-01	Matte Black	\$268

\*You must indicate on the order which unit the "V" support bar will be added to. Not compatible with return panels 39" and 45".

"V" Support bar dimensions



## LEFT OR RIGHT INSTALLATION



## RETURN PANELS

30" RP = 29 3/4" to 30 3/8"  
**For base with 32" return**

34" RP = 33 3/4" to 34 3/8"  
**For base with 36" return**

39" RP = 38 3/4" to 39 1/4"  
**For base with 42" return**

45" RP = 45 3/8" to 45 7/8"  
**For base with 48" return**



SELECT

## MONACO Round Top 2 sided

Shower shield with fixed panel & return panel

# 10

year limited  
warranty

European style walk-in shower shield

Available with "X" support bar

Oval glass-to-glass hinges

Reversible left or right installation

3/8" (10mm) clear tempered glass

Shower shield height: 79" (80 1/2" to top of the "X" support bar and 86 3/16" to top of the "V" support bar)

Chrome, Brushed Nickel & Matte Black finishes\*

Custom sizes available

\*Options vary by dimension. See page 10 for more information.

 **Microtek®**  
FLEURCO  
Glass surface protection



**FLEURCO™**

[www.fleurco.com](http://www.fleurco.com)



# SIENA Shower Shield

Pivot shower shield with fixed panel without FleurcoSEKUR+ Safety Protection



**1/4" (6 mm) Tempered clear glass • 75" Height (76 1/2" to top of support bar)**

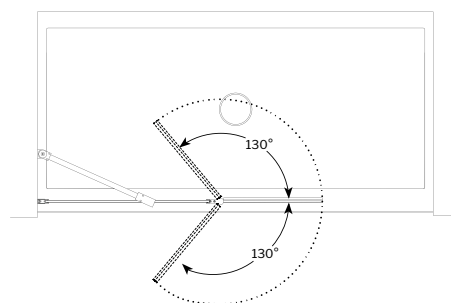
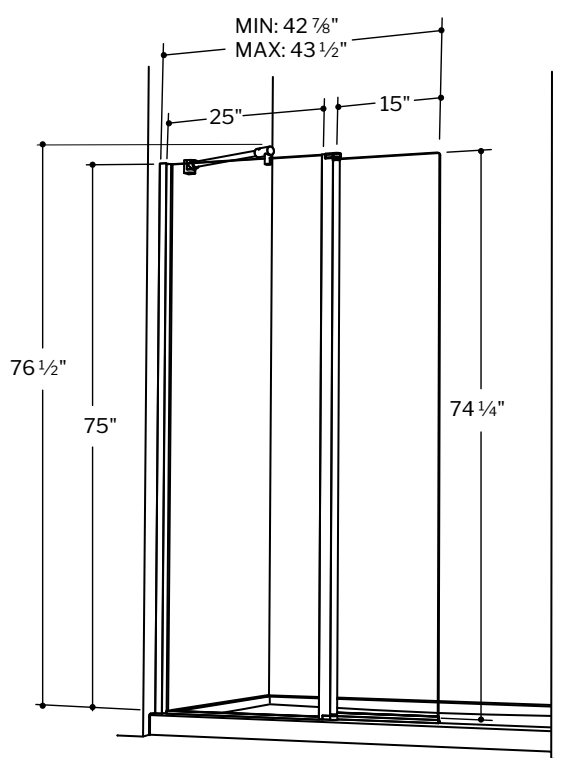
## SHOWER PANEL

Fixed panel 25" W • Moveable panel 15" W  
75" H (76 1/2" to top of support bar)

MODEL	FINISH	PRICE
ESS24-11-40	Chrome	<b>\$1,289</b>
ESS24-25-40	Brushed Nickel	<b>\$1,325</b>
ESS24-33-40	Matte Black	<b>\$1,364</b>

Fits any base 48" and larger.

For suggested shower bases, visit [www.fleurco.com](http://www.fleurco.com)





## SIENA Walk-in Shower Shield

Pivot shower shield with fixed panel

**10**  
year limited  
warranty

European water deflection system

130° outward and 130° inward opening

Reversible left or right side installation

1/4" (6mm) clear tempered glass

Shower shield height: 75" (76 1/2" to top of support bar)

Chrome, Brushed Nickel & Matte Black finishes

 **Microtek®**  
FLEURCO  
Glass surface protection

# VESPERO Shower Panel

Fixed panel

NEW!  
FLUTED GLASS



Glass surface protection



**1/4" (6 mm) Tempered glass**

**79" Height (79 1/4" to top of support bar)**

**86" Height (86 1/4" to top of support bar)**

## SHOWER PANEL 33

32 7/16" to 32 3/4" W

MODEL	FINISH	HEIGHT	GLASS	PRICE
VSP33-33-40-79	Matte Black	79"	Clear	<b>\$910</b>
VSP33-12-40-79	Brushed Gold	79"	Clear	<b>\$1,113</b>
VSP33-33-40-86	Matte Black	86"	Clear	<b>\$940</b>
VSP33-12-40-86	Brushed Gold	86"	Clear	<b>\$1,142</b>
VSP33-33-30-79	Matte Black	79"	Smoked Grey	<b>\$926</b>
VSP33-12-30-79	Brushed Gold	79"	Smoked Grey	<b>\$1,132</b>
VSP33-33-30-86	Matte Black	86"	Smoked Grey	<b>\$955</b>
VSP33-12-30-86	Brushed Gold	86"	Smoked Grey	<b>\$1,162</b>
VSP33-33-55-79	Matte Black	79"	Fluted	<b>\$977</b>
VSP33-12-55-79	Brushed Gold	79"	Fluted	<b>\$1,180</b>
VSP33-33-55-86	Matte Black	86"	Fluted	<b>\$1,007</b>
VSP33-12-55-86	Brushed Gold	86"	Fluted	<b>\$1,209</b>

For suggested shower bases, visit [www.fleurco.com](http://www.fleurco.com).

## SHOWER PANEL 39

38 7/16" to 38 3/4" W

MODEL	FINISH	HEIGHT	GLASS	PRICE
VSP39-33-40-79	Matte Black	79"	Clear	<b>\$978</b>
VSP39-12-40-79	Brushed Gold	79"	Clear	<b>\$1,190</b>
VSP39-33-40-86	Matte Black	86"	Clear	<b>\$999</b>
VSP39-12-40-86	Brushed Gold	86"	Clear	<b>\$1,211</b>
VSP39-33-30-79	Matte Black	79"	Smoked Grey	<b>\$992</b>
VSP39-12-30-79	Brushed Gold	79"	Smoked Grey	<b>\$1,210</b>
VSP39-33-30-86	Matte Black	86"	Smoked Grey	<b>\$1,015</b>
VSP39-12-30-86	Brushed Gold	86"	Smoked Grey	<b>\$1,231</b>
VSP39-33-55-79	Matte Black	79"	Fluted	<b>\$1,045</b>
VSP39-12-55-79	Brushed Gold	79"	Fluted	<b>\$1,257</b>
VSP39-33-55-86	Matte Black	86"	Fluted	<b>\$1,066</b>
VSP39-12-55-86	Brushed Gold	86"	Fluted	<b>\$1,278</b>

For suggested shower bases, visit [www.fleurco.com](http://www.fleurco.com).

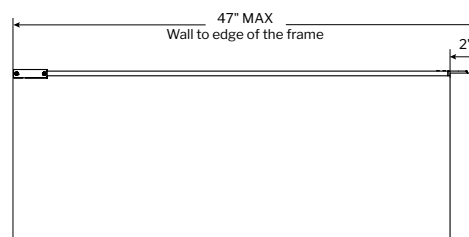
## SHOWER PANEL 45

44 7/16" to 44 3/4" W

MODEL	FINISH	HEIGHT	GLASS	PRICE
VSP45-33-40-79	Matte Black	79"	Clear	<b>\$1,046</b>
VSP45-12-40-79	Brushed Gold	79"	Clear	<b>\$1,269</b>
VSP45-33-40-86	Matte Black	86"	Clear	<b>\$1,068</b>
VSP45-12-40-86	Brushed Gold	86"	Clear	<b>\$1,290</b>
VSP45-33-30-79	Matte Black	79"	Smoked Grey	<b>\$1,061</b>
VSP45-12-30-79	Brushed Gold	79"	Smoked Grey	<b>\$1,288</b>
VSP45-33-30-86	Matte Black	86"	Smoked Grey	<b>\$1,082</b>
VSP45-12-30-86	Brushed Gold	86"	Smoked Grey	<b>\$1,310</b>
VSP45-33-55-79	Matte Black	79"	Fluted	<b>\$1,112</b>
VSP45-12-55-79	Brushed Gold	79"	Fluted	<b>\$1,335</b>
VSP45-33-55-86	Matte Black	86"	Fluted	<b>\$1,134</b>
VSP45-12-55-86	Brushed Gold	86"	Fluted	<b>\$1,356</b>

For suggested shower bases, visit [www.fleurco.com](http://www.fleurco.com).

Support bar dimensions



NEW!  
FLUTED GLASS

VSP39-33-55-86

# VESPERO

Fixed shower panel

**10**  
year limited  
warranty

Ultra modern European design

Easy installation

Hidden anchoring system

1/4" (6mm) clear, smoked grey or fluted glass

Shower panel heights: 79" (79 1/4" to top of support bar) & 86" (86 1/4" to top of support bar)

Matte Black & Brushed Gold finishes

 **FLEURCO™SEKUR<sup>+</sup>**  
SAFETY PROTECTION \*  
\*5 year limited warranty

 **Microtek®**  
FLEURCO  
Glass surface protection





LAV3232-33-43-79

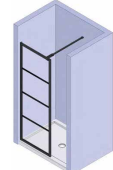
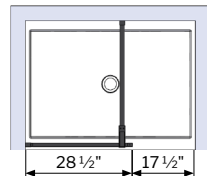

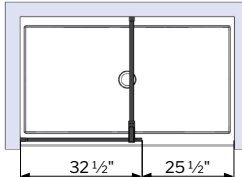

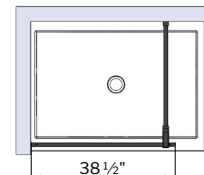

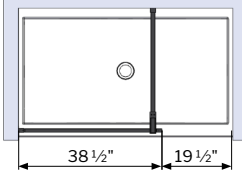
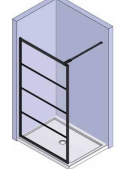
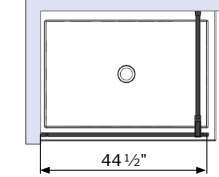

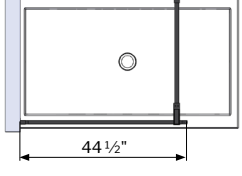
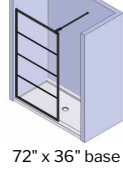
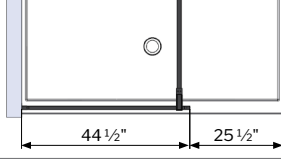
LATITUDE

Fixed panel

5/16" (8 mm) Tempered clear glass  
79" Height (80" to top of support bar bracket)



SINGLE THRESHOLD

DIMENSION		MODEL	FINISH	PRICE
		LAV28-33-43-79	Matte Black	\$1,021
		LAV32-33-43-79	Matte Black	\$1,083
		LAV38-33-43-79	Matte Black	\$1,142
				
		LAV44-33-43-79	Matte Black	\$1,245
				
				

For suggested shower bases, visit [www.fleurco.com](http://www.fleurco.com)

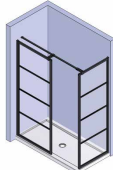
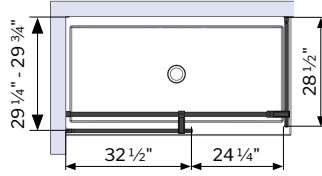

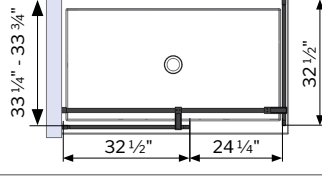

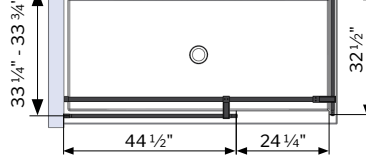
LATITUDE

Fixed panel

5/16" (8 mm) Tempered clear glass  
79" Height (80" to top of support bar bracket)

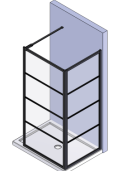
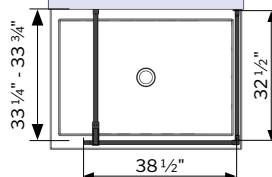

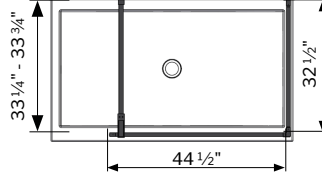


2 SIDED

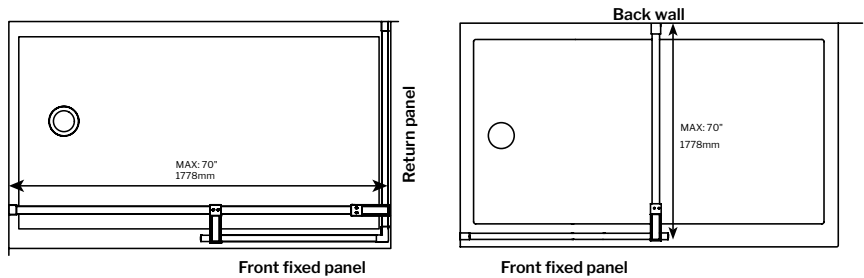
DIMENSION		MODEL	FINISH	PRICE
		LAV3228-33-43-79	Matte Black	\$2,103
		LAV3232-33-43-79	Matte Black	\$2,167
		LAV4432-33-43-79	Matte Black	\$2,328

For suggested shower bases, visit [www.fleurco.com](http://www.fleurco.com)  
More size options available. See website for more information.

CORNER

DIMENSION		MODEL	FINISH	PRICE
		LAV3832C-33-43-79	Matte Black	\$2,229
		LAV4432C-33-43-79	Matte Black	\$2,328

For suggested shower bases, visit [www.fleurco.com](http://www.fleurco.com)  
More size options available. See website for more information.



Support bar can be installed from wall to return panel, or from back wall to front fixed panel, up to a maximum of 70" length. For installation manual, see [www.fleurco.com](http://www.fleurco.com)





Silk screen design - high style, low maintenance  
 Available in single panel, 2 sided & corner  
 5/16" (8mm) clear tempered glass  
 Shower panel height: 79" (80" to top of support bar bracket)  
 Matte Black finish

**FLEURCO<sup>™</sup>SEKUR<sup>+</sup>**  
 SAFETY PROTECTION \*  
 \*5 year limited warranty

**Microtek<sup>®</sup>**  
 FLEURCO<sup>™</sup>  
 Glass surface protection

# ELERA

Fixed shower panel

**5/16" (8 mm) Tempered clear glass**  
**79" Height (80" to top of support bar)**

## SHOWER PANEL 28

28 3/4" to 29 3/8" W

MODEL	FINISH	PRICE
ELEV28-11-40-79	Chrome	<b>\$1,064</b>
ELEV28-25-40-79	Brushed Nickel	<b>\$1,099</b>
ELEV28-33-40-79	Matte Black	<b>\$1,110</b>

For suggested shower bases, visit [www.fleurco.com](http://www.fleurco.com)

## SHOWER PANEL 32

32 3/4" to 33 3/8" W

MODEL	FINISH	PRICE
ELEV32-11-40-79	Chrome	<b>\$1,115</b>
ELEV32-25-40-79	Brushed Nickel	<b>\$1,150</b>
ELEV32-33-40-79	Matte Black	<b>\$1,161</b>

For suggested shower bases, visit [www.fleurco.com](http://www.fleurco.com)

## SHOWER PANEL 38

38 3/4" to 39 3/8" W

MODEL	FINISH	PRICE
ELEV38-11-40-79	Chrome	<b>\$1,186</b>
ELEV38-25-40-79	Brushed Nickel	<b>\$1,222</b>
ELEV38-33-40-79	Matte Black	<b>\$1,234</b>

For suggested shower bases, visit [www.fleurco.com](http://www.fleurco.com)

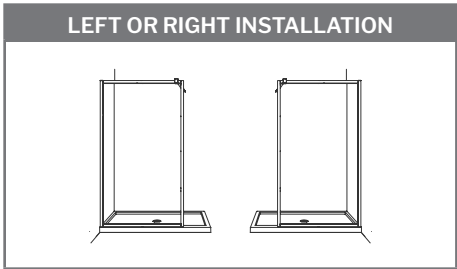
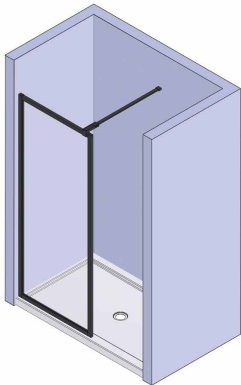
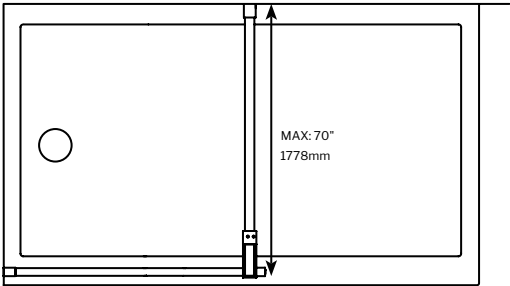
## SHOWER PANEL 44

44 3/4" to 45 3/8" W

MODEL	FINISH	PRICE
ELEV44-11-40-79	Chrome	<b>\$1,258</b>
ELEV44-25-40-79	Brushed Nickel	<b>\$1,293</b>
ELEV44-33-40-79	Matte Black	<b>\$1,304</b>

For suggested shower bases, visit [www.fleurco.com](http://www.fleurco.com)

**Microtek<sup>®</sup>**  
 FLEURCO<sup>™</sup>  
 Glass surface protection  
**FLEURCO<sup>™</sup>SEKUR<sup>+</sup>**  
 SAFETY PROTECTION







# ELERA

Fixed shower panel

# 10

year limited  
warranty

Left or right installation

5/16" (8mm) clear tempered glass

Shower shield height: 79" (80" to top of support bar)

Chrome, Brushed Nickel & Matte Black finishes

 **FLEURCO™SEKUR<sup>+</sup>**

SAFETY PROTECTION \*

\*5 year limited warranty

 **Microtek®**  
FLEURCO

Glass surface protection

# ELERA 2 sided

Fixed shower panel with return panel

**5/16" (8 mm) Tempered clear glass**  
**79" Height (80" to top of support bar)**

**RP** You must indicate your return panel size **28"**, **32"**, **38"** or **44"** in the "RP" field

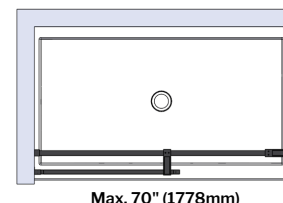
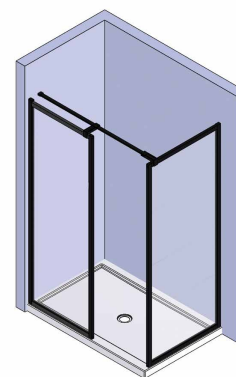
## 2 SIDED SHOWER PANEL

MODEL	FINISH	RETURN PANEL			
		28"	32"	38"	44"
28 ¾" to 29 ⅜" W (for 48" base) Approx. entry: 16 ¾" *					
ELEV28 <sup>RP</sup> __-11-40-79	Chrome	\$1,975	\$2,026	\$2,098	\$2,169
ELEV28 __ -25-40-79	Brushed Nickel	\$2,043	\$2,095	\$2,168	\$2,239
ELEV28 __ -33-40-79	Matte Black	\$2,067	\$2,119	\$2,191	\$2,262
32 ¾" to 33 ⅜" W (for 54" base) Approx. entry: 18 ¾"					
ELEV32 <sup>RP</sup> __-11-40-79	Chrome	\$2,026	\$2,077	\$2,149	\$2,220
ELEV32 __ -25-40-79	Brushed Nickel	\$2,096	\$2,147	\$2,219	\$2,289
ELEV32 __ -33-40-79	Matte Black	\$2,119	\$2,170	\$2,242	\$2,314
38 ¾" to 39 ⅜" W (for 60" base) Approx. entry: 18 ¾"					
ELEV38 <sup>RP</sup> __-11-40-79	Chrome	\$2,098	\$2,149	\$2,221	\$2,292
ELEV38 __ -25-40-79	Brushed Nickel	\$2,168	\$2,219	\$2,289	\$2,362
ELEV38 __ -33-40-79	Matte Black	\$2,191	\$2,242	\$2,314	\$2,385
44 ¾" to 45 ⅜" W (for 72" base) Approx. entry: 24 ¾"					
ELEV44 <sup>RP</sup> __-11-40-79	Chrome	\$2,169	\$2,220	\$2,292	\$2,362
ELEV44 __ -25-40-79	Brushed Nickel	\$2,239	\$2,289	\$2,362	\$2,432
ELEV44 __ -33-40-79	Matte Black	\$2,262	\$2,314	\$2,385	\$2,456

**\*ATTENTION:** The entrance opening is smaller than standard  
 For suggested shower bases, visit [www.fleurco.com](http://www.fleurco.com)

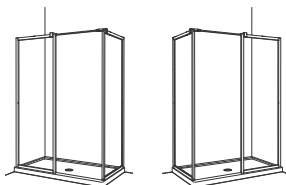


Glass surface protection



Max. 70" (1778mm)

### LEFT OR RIGHT INSTALLATION



### RETURN PANELS

28" RP = 28 3/4" to 29 3/8"  
**For base with 32" return**

32" RP = 32 3/4" to 33 3/8"  
**For base with 36" return**

38" RP = 38 3/4" to 39 3/8"  
**For base with 42" return**

44" RP = 44 3/4" to 45 3/8"  
**For base with 48" return**



# ELERA 2 sided

Fixed shower panel with return panel

**10**  
year limited  
warranty

Left or right installation

5/16" (8mm) clear tempered glass

Shower shield height: 79" (80" to top of the "X" support bar)

Chrome, Brushed Nickel & Matte Black finishes

 **FLEURCO™SEKUR<sup>+</sup>**  
SAFETY PROTECTION \*  
\*5 year limited warranty

 **Microtek®**  
FLEURCO  
Glass surface protection

# ELERA corner

Fixed shower panel with return panel

**5/16" (8 mm) Tempered clear glass**  
**79" Height (80" to top of support bar)**

**RP** You must indicate your return panel size **28"**, **32"**, **38"** or **44"** in the "RP" field

## CORNER SHOWER PANEL

MODEL	FINISH	RETURN PANEL			
		28"	32"	38"	44"
28 ¾" to 29 ⅜" W					
ELEV28 <sup>RP</sup> C-11-40-79	Chrome	\$1,842	\$1,893	\$1,965	\$2,036
ELEV28__C-25-40-79	Brushed Nickel	\$1,901	\$1,954	\$2,026	\$2,096
ELEV28__C-33-40-79	Matte Black	\$1,912	\$1,965	\$2,037	\$2,108
32 ¾" to 33 ⅜" W					
ELEV32 <sup>RP</sup> C-11-40-79	Chrome	\$1,904	\$1,944	\$2,015	\$2,087
ELEV32__C-25-40-79	Brushed Nickel	\$1,970	\$2,005	\$2,077	\$2,123
ELEV32__C-33-40-79	Matte Black	\$1,992	\$2,015	\$2,088	\$2,159
38 ¾" to 39 ⅜" W					
ELEV38 <sup>RP</sup> C-11-40-79	Chrome	\$1,965	\$2,015	\$2,088	\$2,159
ELEV38__C-25-40-79	Brushed Nickel	\$2,026	\$2,077	\$2,148	\$2,220
ELEV38__C-33-40-79	Matte Black	\$2,037	\$2,088	\$2,159	\$2,232
44 ¾" to 45 ⅜" W					
ELEV44 <sup>RP</sup> C-11-40-79	Chrome	\$2,036	\$2,087	\$2,154	\$2,229
ELEV44__C-25-40-79	Brushed Nickel	\$2,097	\$2,148	\$2,220	\$2,289
ELEV44__C-33-40-79	Matte Black	\$2,108	\$2,159	\$2,242	\$2,301

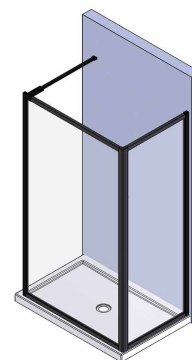
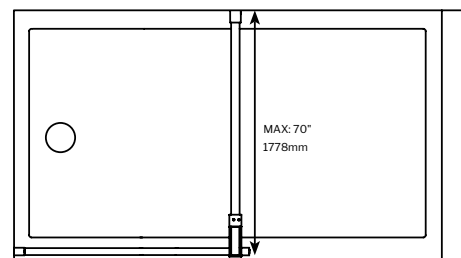
For suggested shower bases, visit [www.fleurco.com](http://www.fleurco.com)



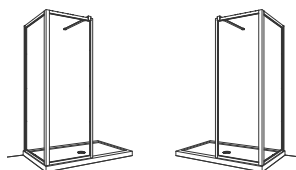
Glass surface protection



SAFETY PROTECTION



### LEFT OR RIGHT INSTALLATION



### RETURN PANELS

28" RP = 28 3/4" to 29 3/8"  
**For base with 32" return**

32" RP = 32 3/4" to 33 3/8"  
**For base with 36" return**

38" RP = 38 3/4" to 39 3/8"  
**For base with 42" return**

44" RP = 44 3/4" to 45 3/8"  
**For base with 48" return**



## ELERA<sub>corner</sub>

Fixed shower panel with return panel

**10**  
year limited  
warranty

Left or right installation

5/16" (8mm) clear tempered glass

Shower shield height: 79" (80" to top of the "X" support bar)

Chrome, Brushed Nickel & Matte Black finishes

 **FLEURCO™SEKUR<sup>+</sup>**  
SAFETY PROTECTION \*  
\*5 year limited warranty

 **Microtek®**  
FLEURCO  
Glass surface protection



## 3/8" (10 mm) Tempered clear glass • 79" Height (80 ½" to top of support bar)

### SHOWER PANEL 29

29 ¾" to 29 ⅞" W x 79" H (80 ½" to top of support bar)

MODEL	FINISH	PRICE
VLS29-11-40-79	Chrome	<b>\$796</b>
VLS29-25-40-79	Brushed Nickel	<b>\$807</b>
VLS29-33-40-79	Matte Black	<b>\$818</b>
VLS29-12-40-79	Brushed Gold	<b>\$946</b>

For suggested shower bases, visit [www.fleurco.com](http://www.fleurco.com)

### SHOWER PANEL 33

32 ¾" to 33 ¼" W x 79" H (80 ½" to top of support bar)

MODEL	FINISH	PRICE
VLS33-11-40-79	Chrome	<b>\$845</b>
VLS33-25-40-79	Brushed Nickel	<b>\$852</b>
VLS33-33-40-79	Matte Black	<b>\$862</b>
VLS33-12-40-79	Brushed Gold	<b>\$958</b>

For suggested shower bases, visit [www.fleurco.com](http://www.fleurco.com)

### SHOWER PANEL 39

38 ¾" to 39 ¼" W x 79" H (80 ½" to top of support bar)

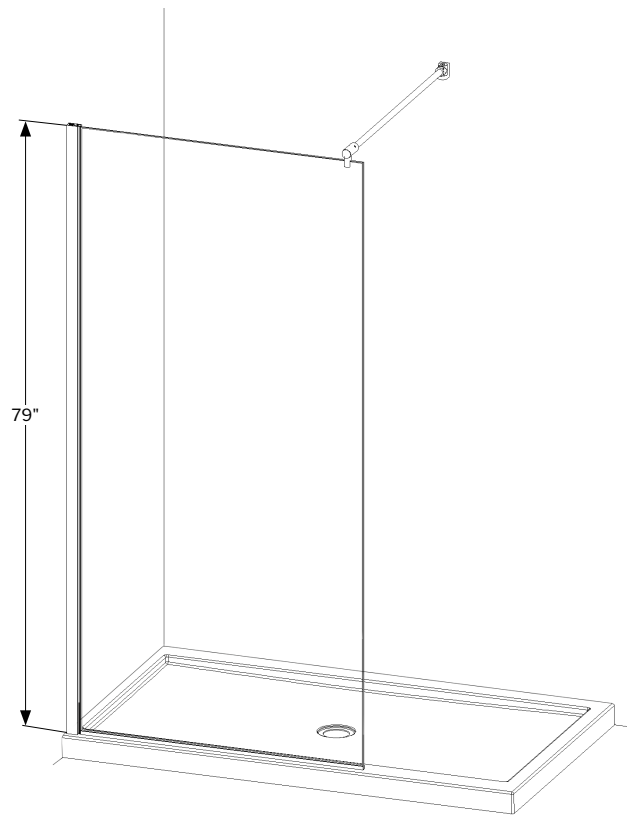
MODEL	FINISH	PRICE
VLS39-11-40-79	Chrome	<b>\$905</b>
VLS39-25-40-79	Brushed Nickel	<b>\$915</b>
VLS39-33-40-79	Matte Black	<b>\$925</b>
VLS39-12-40-79	Brushed Gold	<b>\$971</b>

For suggested shower bases, visit [www.fleurco.com](http://www.fleurco.com)

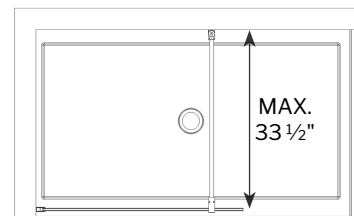
### SHOWER PANEL 45

45 ¾" to 45 ⅞" W x 79" H (80 ½" to top of support bar)

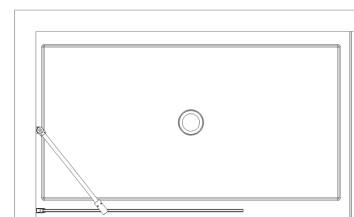
MODEL	FINISH	PRICE
VLS45-11-40-79	Chrome	<b>\$962</b>
VLS45-25-40-79	Brushed Nickel	<b>\$975</b>
VLS45-33-40-79	Matte Black	<b>\$986</b>
VLS45-12-40-79	Brushed Gold	<b>\$1,003</b>

For suggested shower bases, visit [www.fleurco.com](http://www.fleurco.com)

Support bar installation from back wall to fixed panel



Support bar installation from side wall to fixed panel





# STATION<sup>PLUS</sup> Walk-in Shower

Fixed panel

**10**  
year limited  
warranty

Fixed shower panel

Left or right configuration

PV support bar (maximum 33 ½" from back wall)

Dual installation of support bar

3/8" (10mm) clear tempered glass

Shower panel height: 79" (80 ½" to top of support bar)

Chrome, Brushed Nickel, Matte Black & Brushed Gold finishes

 **Microtek®**  
FLEURCO  
Glass surface protection



# STATION<sup>PLUS</sup> 2 Sided

Fixed shower panel with return panel without FleurcoSEKUR+ Safety Protection



## 3/8" (10 mm) Tempered clear glass • 79" Height (80 ½" to top of "X" support bar)

**RP** You must indicate your return panel size **30"**, **34"**, **39"** or **45"** in the "RP" field

### 2 SIDED SHOWER PANEL

MODEL	FINISH	RETURN PANEL			
		30"	34"	39"	45"

29 ⅜" to 29 ⅞" W

VLS29 <sup>RP</sup> -11-40-79	Chrome	\$1,495	\$1,549	\$1,768	\$1,836
VLS29__-25-40-79	Brushed Nickel	\$1,526	\$1,579	\$1,805	\$1,874
VLS29__-33-40-79	Matte Black	\$1,526	\$1,579	\$1,805	\$1,874
VLS29__-12-40-79	Brushed Gold	\$1,777	\$1,814	\$2,224	\$2,299

32 ¾" to 33 ¼" W

VLS33 <sup>RP</sup> -11-40-79	Chrome	\$1,530	\$1,584	\$1,803	\$1,871
VLS33__-25-40-79	Brushed Nickel	\$1,561	\$1,614	\$1,840	\$1,908
VLS33__-33-40-79	Matte Black	\$1,561	\$1,614	\$1,840	\$1,908
VLS33__-12-40-79	Brushed Gold	\$1,812	\$1,848	\$2,259	\$2,333

38 ¾" to 39 ¼" W

VLS39 <sup>RP</sup> -11-40-79	Chrome	\$1,600	\$1,655	\$1,873	\$1,941
VLS39__-25-40-79	Brushed Nickel	\$1,630	\$1,684	\$1,909	\$1,978
VLS39__-33-40-79	Matte Black	\$1,630	\$1,684	\$1,909	\$1,978
VLS39__-12-40-79	Brushed Gold	\$1,970	\$2,007	\$2,418	\$2,492

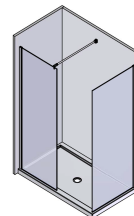
45 ⅜" to 45 ⅞" W

VLS45 <sup>RP</sup> -11-40-79	Chrome	\$1,668	\$1,723	\$1,941	\$2,010
VLS45__-25-40-79	Brushed Nickel	\$1,700	\$1,753	\$1,978	\$2,046
VLS45__-33-40-79	Matte Black	\$1,700	\$1,753	\$1,978	\$2,046
VLS45__-12-40-79	Brushed Gold	\$2,045	\$2,081	\$2,492	\$2,566

"V" support bar (sold separately)

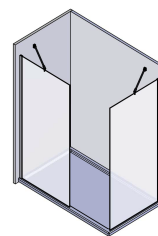
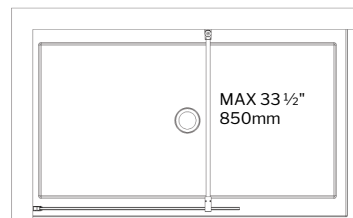
MODEL	FINISH	PRICE
EVBAR11-01	Chrome	\$268
EVBAR25-01	Brushed Nickel	\$309
EVBAR33-01	Matte Black	\$268
EVBAR12-01	Brushed Gold	\$268

\*You must indicate on the order which unit the "V" support bar will be added to. Not compatible with return panels 39" and 45".



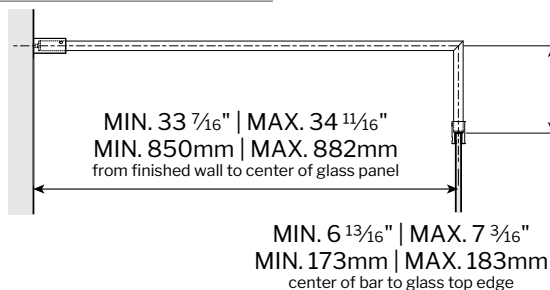
30" 34"

For units with 30" and 34" return panel, there is a single "X" support bar.

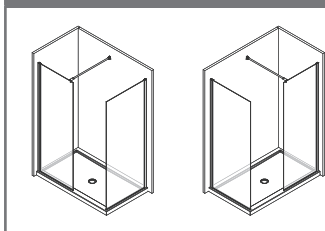


39" 45"

For units with 39" and 45" return panel, there are two "X" support bars



#### LEFT OR RIGHT INSTALLATION



#### RETURN PANELS

30" RP = 29 ¾" to 30 ⅜"  
For base with 32" return

34" RP = 33 ¾" to 34 ⅜"  
For base with 36" return

39" RP = 38 ¾" to 39 ¼"  
For base with 42" return

45" RP = 45 ⅜" to 45 ⅞"  
For base with 48" return



## STATION *PLUS* 2 sided

Fixed shower panel with return panel

**10**  
year limited  
warranty

All units are equipped with an "X" bar to support the front panel

Angle or cross support bar installation (maximum 33")

39" and 45" units include 2 support bars

Left or right installation

3/8" (10 mm) clear tempered glass

Shower shield height: 79" (80 1/2" to top of the support bar)

Chrome, Brushed Nickel, Matte Black & Brushed Gold finishes

 **Microtek®**  
FLEURCO  
Glass surface protection

# STATION Shower Panel

Fixed panel without FleurcoSEKUR+ Safety Protection

**3/8" (10 mm) Tempered clear glass • 79" Height**



## SHOWER PANEL 30

29 3/4" to 30 3/8" W x 79" H

MODEL	FINISH	PRICE
VSXS30-11-40-79	Chrome	<b>\$745</b>
VSXS30-25-40-79	Brushed Nickel	<b>\$765</b>
VSXS30-33-40-79	Matte Black	<b>\$781</b>
VSXS30-12-40-79	Brushed Gold	<b>\$894</b>

For suggested shower bases, visit [www.fleurco.com](http://www.fleurco.com)

## SHOWER PANEL 34

33 3/4" to 34 3/8" W x 79" H

MODEL	FINISH	PRICE
VSXS34-11-40-79	Chrome	<b>\$819</b>
VSXS34-25-40-79	Brushed Nickel	<b>\$836</b>
VSXS34-33-40-79	Matte Black	<b>\$854</b>
VSXS34-12-40-79	Brushed Gold	<b>\$982</b>

For suggested shower bases, visit [www.fleurco.com](http://www.fleurco.com)



# STATION

Walk-in Shower Panel

Fixed panel

**10**  
year limited  
warranty

Fixed shower panel

3/8" (10mm) clear tempered glass

Shower panel height: 79"

Chrome, Brushed Nickel, Matte Black & Brushed Gold finishes

 **Microtek®**  
FLEURCO  
Glass surface protection

# SIENA Solo Shower Panel

Pivot shower panel without FleurcoSEKUR+ Safety Protection

**1/4" (6 mm) Tempered clear glass • 75" Height**



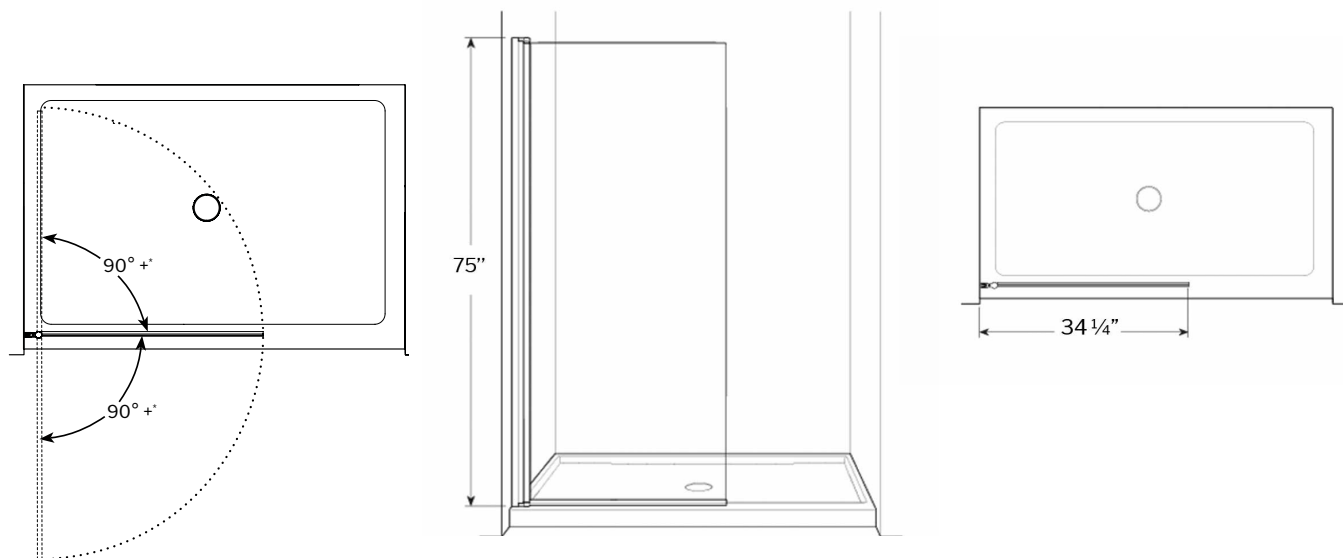
## PIVOT SHOWER PANEL 34

Panel 34 1/4" W x 75" H

MODEL	FINISH	PRICE
EST34-11-40	Chrome	<b>\$1,170</b>
EST34-25-40	Brushed Nickel	<b>\$1,208</b>
EST34-33-40	Matte Black	<b>\$1,245</b>

Fits any base 48" and larger.

For suggested shower bases, visit [www.fleurco.com](http://www.fleurco.com)



\*Panel can go past 90° but may come in contact with wall



# SIENA Solo, Walk-in Shower Panel

Pivot shower panel

**10**  
year limited  
warranty

Pivot glass shower panel

90° outward and 90° inward opening

Reversible left or right side installation

1/4" (6mm) clear tempered glass

Shower panel height: 75"

Chrome, Brushed Nickel & Matte Black finishes

 **Microtek®**  
FLEURCO  
Glass surface protection



## SAFETY PROTECTION

### WHAT IS FLEURCOSEKUR<sup>+</sup> SAFETY PROTECTION?

FLEURCOSEKUR<sup>+</sup> SAFETY PROTECTION is a transparent film bonded directly onto the glass panel by means of an adhesive to improve safety by retaining the pieces together in the event of glass breakage.

### WHAT ARE THE BENEFITS OF FLEURCOSEKUR<sup>+</sup> SAFETY PROTECTION?

FLEURCOSEKUR<sup>+</sup> SAFETY PROTECTION film provides an added layer of security for you and your family. In the event of an accident, FLEURCOSEKUR<sup>+</sup> SAFETY PROTECTION prevents the tempered glass door from shattering into thousands of pieces which could cause damage.

### HOW IS FLEURCOSEKUR<sup>+</sup> SAFETY PROTECTION APPLIED?

Application is performed by a specialized machine.

The film is always installed on the exterior side of the panels as to not affect the Microtek® coating on the interior.

### HOW DURABLE IS FLEURCOSEKUR<sup>+</sup> SAFETY PROTECTION?

FLEURCOSEKUR<sup>+</sup> SAFETY PROTECTION is very durable. It has been tested for long-term usage against chemicals and normal wear and meets the required standards.

### HOW DO I CLEAN GLASS TREATED WITH FLEURCOSEKUR<sup>+</sup> SAFETY PROTECTION?

No abrasive materials should be used in cleaning a FLEURCOSEKUR<sup>+</sup> SAFETY PROTECTION treated shower door. Cleaning with a damp cloth using a mixture of vinegar/mild soap with water is recommended.



**5**  
year limited  
warranty






# WALK-IN TUB SHIELDS

1 fixed panel with 1 pivoting panel



# WALK-IN TUB PANELS

Single panel



FLEURCO INC. **CANADA** Tel: 1.514.326.2222 | Toll Free: 1.800.993.0033 | Fax: 1.514.326.2008 | [www.fleurco.com](http://www.fleurco.com)

FLEURCO INC. **USA EAST** Tel: 856.778.0110 | Toll Free: 1.888.568.2121 | Fax: 1.888.854.1020

FLEURCO INC. **USA SOUTHEAST** Tel: 239.401.6612 | Toll Free: 1.888.877.6008

FLEURCO INC. **USA MIDWEST** Tel: 630.607.0847 | Toll Free: 1.888.263.3651 | Fax: 331.225.2549

FLEURCO INC. **USA WEST** Tel: 562.368.8800 | Toll Free: 1.877.413.2880 | Fax: 562.368.8812

# WALK-IN TUB SHIELDS



## **SELECT MONACO SQUARE TOP** ..... 4-5

Pivot tub shield with fixed panel


Sizes: 24" fixed panel with 15" moveable panel



## **SELECT MONACO ROUND TOP** ..... 6-7

Pivot tub shield with fixed panel

Sizes: 24" fixed panel with 15" moveable panel



## **SIENA DUO** ..... 8-9

Bi-fold pivot tub shield

Sizes: 27" fixed panel with 15" moveable panel



## **SIENA** ..... 10-11

Pivot tub shield with fixed panel

Sizes: 25" fixed panel with 15" moveable panel



Glass surface protection



See website for more information

Available finishes

- Chrome
- Brushed Nickel
- Matte Black

Glass type

- Clear

# WALK-IN TUB PANELS



## LATITUDE ..... 12-13

Fixed tub panel  
Sizes: 28, 32




## \*SELECT SOLO ..... 14-15

Pivot tub panel  
Size: 29



## \*STATION ..... 16-17

Fixed tub panel  
Sizes: 30, 34



## \*SIENA SOLO ..... 18-19

Pivot tub panel  
Size: 34



M Glass surface protection



See website for more  
information

SEKUR+ Safety protection



See information page at the  
end of the section

Available finishes

- Chrome
- Brushed Nickel
- Matte Black

Glass type

C Clear

\*Without FleurcoSEKUR+ Safety Protection

SELECT

# MONACO Square Top Tub Shield

Pivot tub shield with fixed panel without FleurcoSEKUR+ Safety Protection


**Microtek®**  
FLEURCO

Glass surface protection

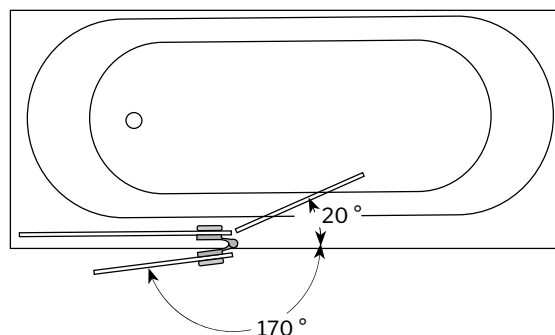
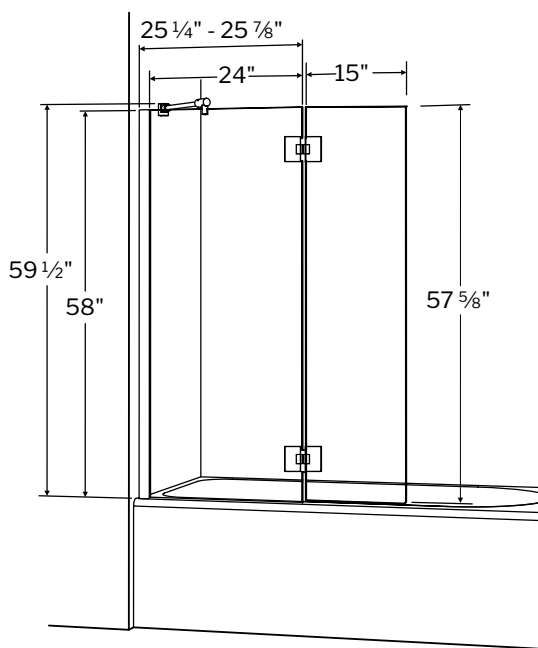
**3/8" (10 mm) Tempered clear glass • 58" Height (59 1/2" to top of "X" support bar)**

## TUB SHIELD

58" H (59 1/2" to top of support bar)

MODEL	FINISH	PRICE
VMSXT24-11-40	Chrome	<b>\$1,469</b>
VMSXT24-25-40	Brushed Nickel	<b>\$1,511</b>
VMSXT24-33-40	Matte Black	<b>\$1,531</b>

This unit is universal, left and right.





SELECT

## MONACO Square Top

Walk-in pivot tub shield with fixed panel

**10**  
year limited  
warranty

Square top shield with fixed panel  
170° outward and 20° inward opening  
Reversible left or right side installation  
Rectangular glass-to-glass hinges  
3/8" (10mm) clear tempered glass  
Tub shield height: 58" (59 1/2" to top of support bar)  
Chrome, Brushed Nickel & Matte Black finishes  
Custom sizes available

 **Microtek®**  
FLEURCO  
Glass surface protection



SELECT

**MONACO** Round Top Tub Shield

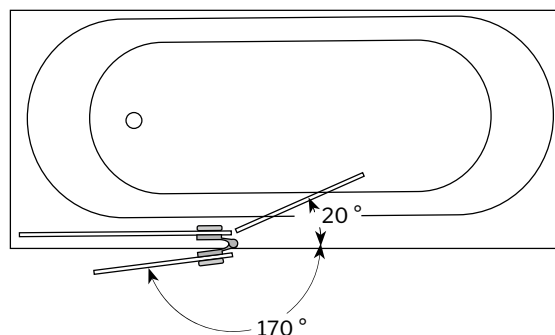
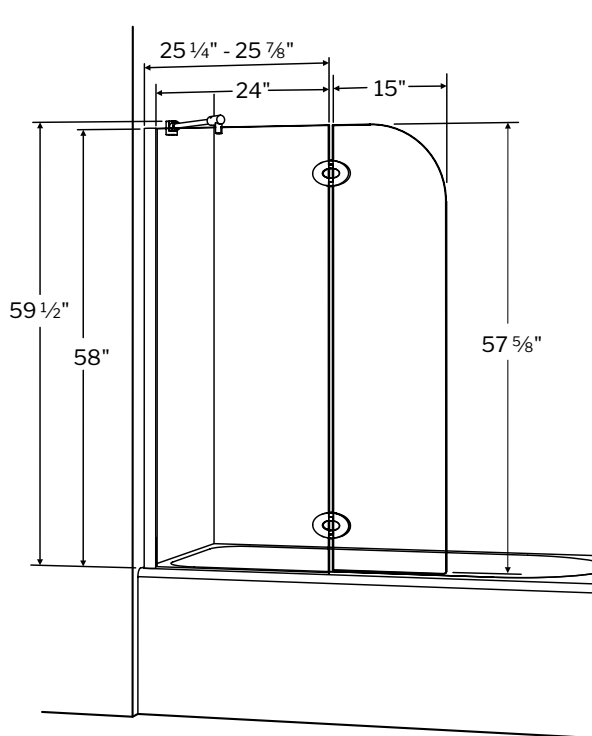
Pivot tub shield with fixed panel without FleurcoSEKUR+ Safety Protection

**3/8" (10 mm) or 1/4" (6 mm) Tempered clear glass****58" Height (59 1/2" to top of "X" support bar)****TUB SHIELD**

58" H (59 1/2" to top of support bar)

MODEL	FINISH	PRICE
3/8" (10 mm) clear tempered glass		
VQRXT24-11-40	Chrome	<b>\$1,469</b>
VQRXT24-25-40	Brushed Nickel	<b>\$1,511</b>
VQRXT24-33-40	Matte Black	<b>\$1,531</b>
1/4" (6 mm) clear tempered glass		
VQRST24-11-40	Chrome	<b>\$1,134</b>
VQRST24-25-40	Brushed Nickel	<b>\$1,153</b>
VQRST24-33-40	Matte Black	<b>\$1,173</b>

These units are universal, left and right.



SELECT

**MONACO** Round Top

Walk-in pivot tub shield with fixed panel

**10**  
year limited  
warranty

Round top shield with fixed panel

170° outward and 20° inward opening

Reversible left or right side installation

Oval glass-to-glass hinges

3/8" (10mm) clear tempered glass

1/4" (6mm) clear tempered glass

Tub shield height: 58" (59 1/2" to top of support bar)

Chrome, Brushed Nickel &amp; Matte Black finishes

Custom sizes available



# SIENA Duo Tub Shield

Bi-fold pivot tub shield without FleurcoSEKUR+ Safety Protection

**1/4" (6 mm) Tempered clear glass • 58" Height**

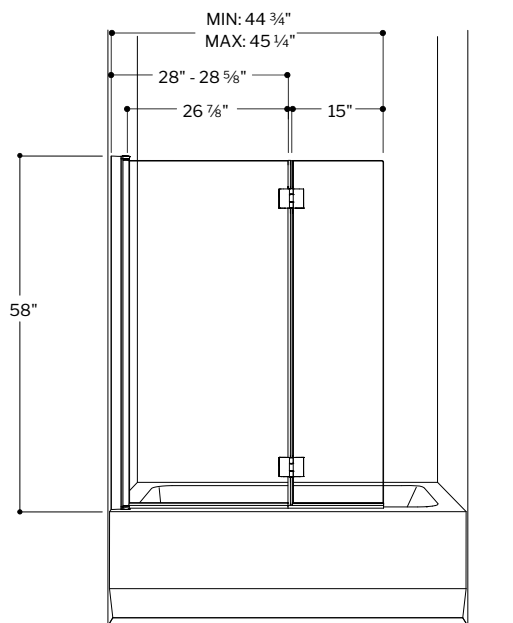


## TUB SHIELD

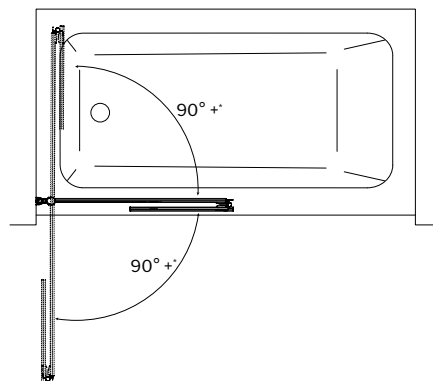
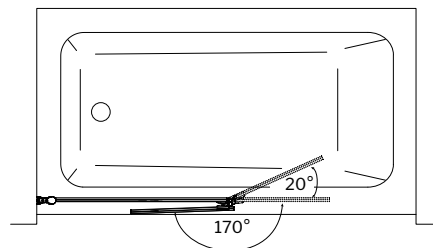
Moving Panel 26 7/8" W

Small Shield 15" W x 58" H


MODEL	FINISH	PRICE
ESHB26-11-40	Chrome	<b>\$1,417</b>
ESHB26-25-40	Brushed Nickel	<b>\$1,456</b>
ESHB26-33-40	Matte Black	<b>\$1,501</b>



Fully opened unit



\*Panel can go past 90° but may come in contact with wall





## SIENA Duo, Walk-in Tub Shield

Bi-fold pivot tub shield

**10**  
year limited  
warranty

Bi-fold glass panels allowing full access to faucet and tub

European water deflection system

90° outward and 90° inward opening for large panel

170° outward and 20° inward opening for small shield

Reversible left or right side installation

1/4" (6mm) clear tempered glass

Tub shield height: 58"

Chrome, Brushed Nickel & Matte Black finishes

 **Microtek®**  
FLEURCO  
Glass surface protection

# SIENA Tub Shield

### Pivot tub shield with fixed panel without FleurcoSEKUR+ Safety Protection



## Glass surface protection

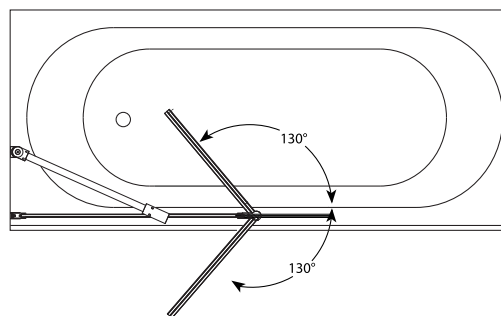
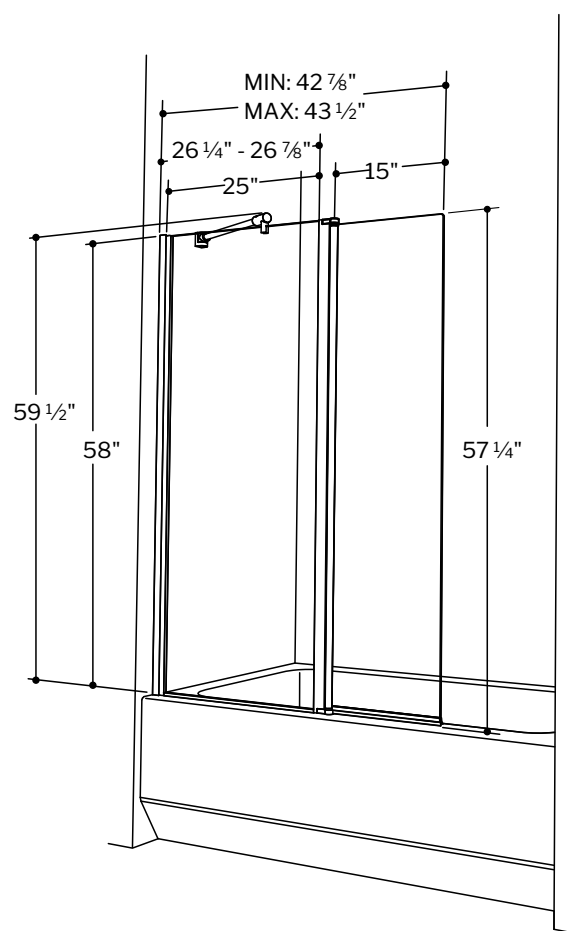
**1/4" (6 mm) Tempered clear glass • 58" Height (59½" to top of support bar)**

## TUB SHIELD

Large Panel 25" W

Moving Shield 15" W x 58" H (59½" to top of support bar)

MODEL	FINISH	PRICE
ESH24-11-40	Chrome	<b>\$1,170</b>
ESH24-25-40	Brushed Nickel	<b>\$1,208</b>
ESH24-33-40	Matte Black	<b>\$1,245</b>







## SIENA Walk-in Tub Shield

Pivot tub shield with fixed panel

**10**  
year limited  
warranty

European water deflection system

130° outward and 130° inward opening

Reversible left or right side installation

1/4" (6mm) clear tempered glass

Tub shield height: 58" (59 1/2" to top of support bar)

Chrome, Brushed Nickel & Matte Black finishes

 **Microtek®**  
FLEURCO  
Glass surface protection

# LATITUDE Tub Panel

Fixed tub panel

**5/16" (8 mm) Tempered clear glass**  
**66" Height (66 3/4" to top of support bar)**

## TUB PANEL 28

28 1/2" W x 66" H (66 3/4" to top of support bar)

MODEL	FINISH	PRICE
LAVT28-33-43	Matte Black	\$779

## TUB PANEL 32

32 1/2" W x 66" H (66 3/4" to top of support bar)

MODEL	FINISH	PRICE
LAVT32-33-43	Matte Black	\$824

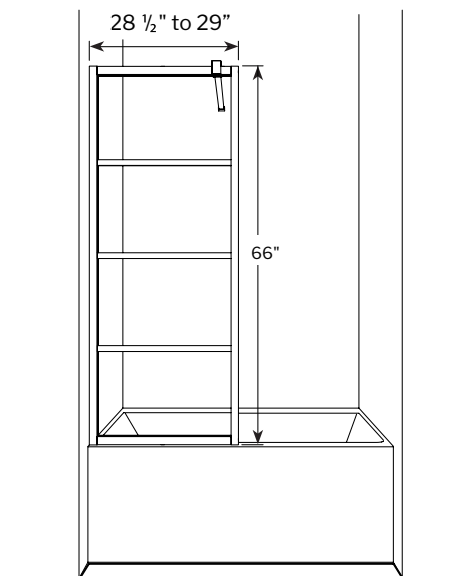


Glass surface protection

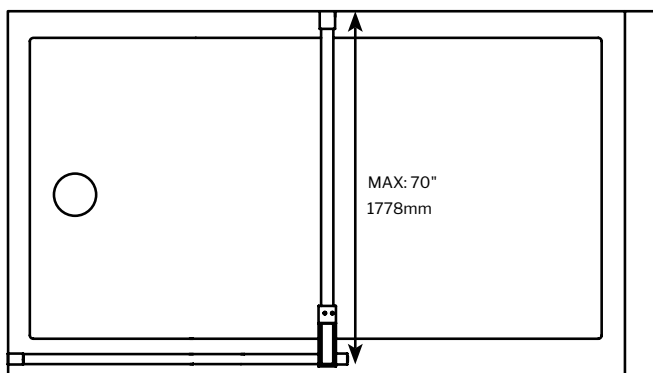
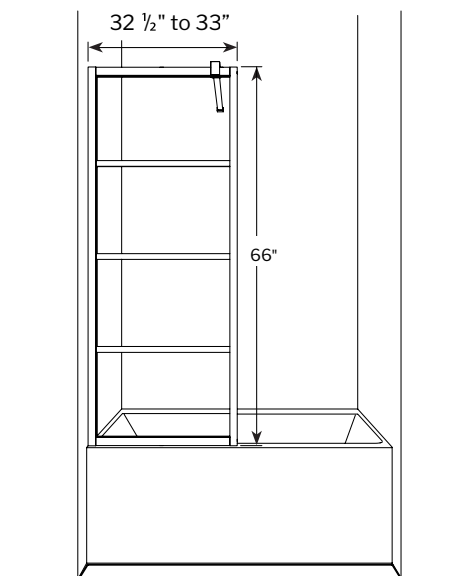


These units are reversible.

## LAVT28



## LAVT32







# LATITUDE Walk-in Tub Panel

Fixed tub panel

**10**  
year limited  
warranty

Silk screen design - high style, low maintenance

5/16" (8mm) clear tempered glass

Tub panel height: 66" (66 3/4" to top of support bar)

Matte Black finish

 **FLEURCO™SEKUR<sup>+</sup>**  
SAFETY PROTECTION \*  
\*5 year limited warranty

 **Microtek®**  
FLEURCO  
Glass surface protection

# SELECT SOLO Tub Panel

Pivot tub panel without FleurcoSEKUR+ Safety Protection

**3/8" (10 mm) Tempered clear glass • 63" Height**



## SELECT ROUND TOP WITH OVAL (Q) HINGES

29" W x 63" H

MODEL	FINISH	PRICE
VQRXT029-11-40	Chrome	<b>\$739</b>
VQRXT029-25-40	Brushed Nickel	<b>\$765</b>
VQRXT029-33-40	Matte Black	<b>\$777</b>

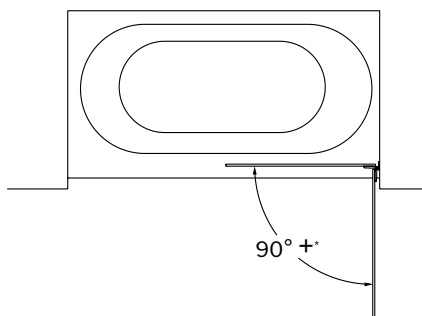
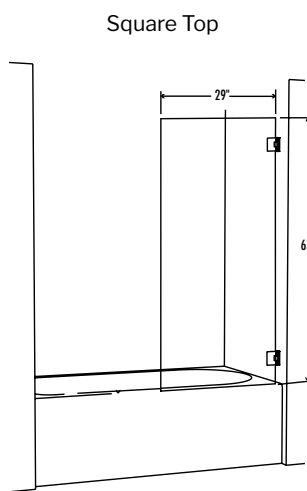
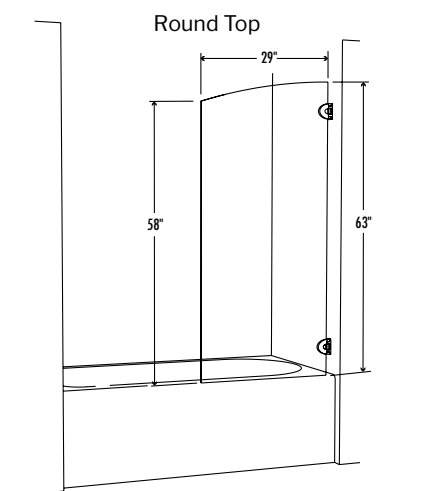
This unit is universal, left and right.

## SELECT SQUARE TOP WITH RECTANGULAR (M) HINGES

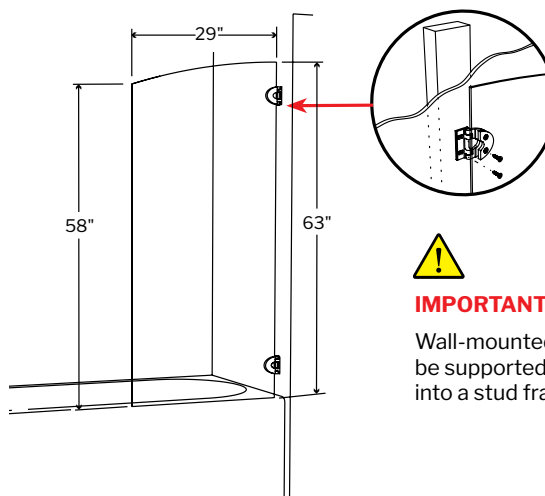
29" W x 63" H

MODEL	FINISH	PRICE
VMSXT029-11-40	Chrome	<b>\$739</b>
VMSXT029-25-40	Brushed Nickel	<b>\$765</b>
VMSXT029-33-40	Matte Black	<b>\$777</b>

This unit is universal, left and right.



\*Panel can go past 90° but may come in contact with wall



### IMPORTANT

Wall-mounted hinges must be supported and fastened into a stud framing.

SELECT

**SOLO** Walk-in Tub Panel

Pivot tub panel

**10**  
year limited  
warranty

90° outward opening

Reversible left or right side installation

Oval wall-mount hinges for Round Top

Rectangular wall-mount hinges for Square Top

3/8" (10mm) clear tempered glass

Tub panel height: 63"

Chrome, Brushed Nickel &amp; Matte Black finishes

Custom sizes available

 **Microtek®**  
FLEURCO  
Glass surface protection



# STATION Fixed Tub Panel

Fixed tub panel without FleurcoSEKUR+ Safety Protection



**3/8" (10 mm) Tempered clear glass • 58" Height**

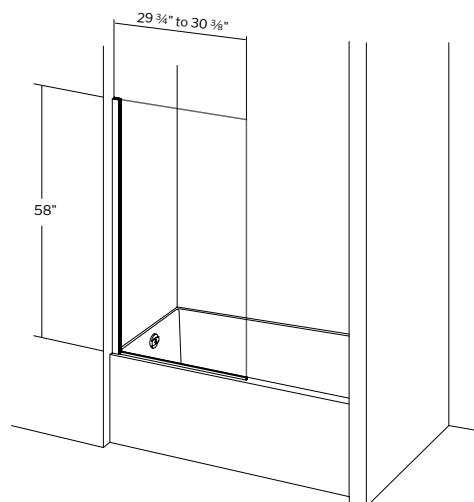
## TUB PANEL 30

29 3/4" to 30 3/8" x 58" H

MODEL	FINISH	PRICE
VSXT30-11-40	Chrome	\$552
VSXT30-25-40	Brushed Nickel	\$571
VSXT30-33-40	Matte Black	\$576

This unit is universal, left and right.

Can also be used as a return panel.



**VSXT30**

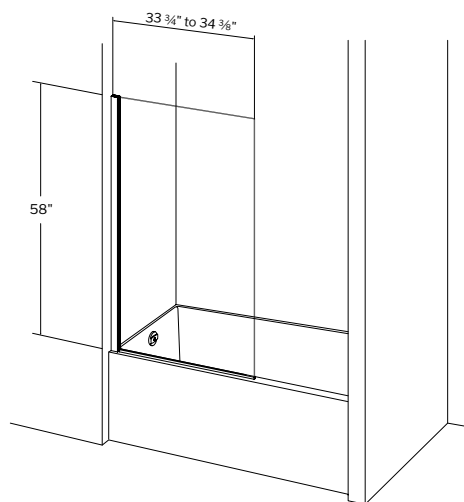
## TUB PANEL 34

33 3/4" to 34 3/8" x 58" H

MODEL	FINISH	PRICE
VSXT34-11-40	Chrome	\$604
VSXT34-25-40	Brushed Nickel	\$633
VSXT34-33-40	Matte Black	\$643

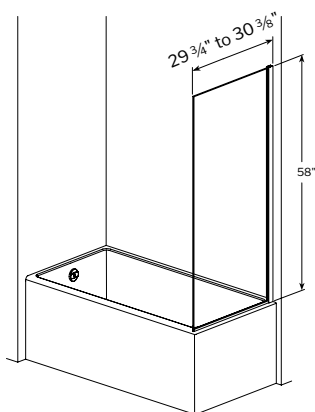
This unit is universal, left and right.

Can also be used as a return panel.

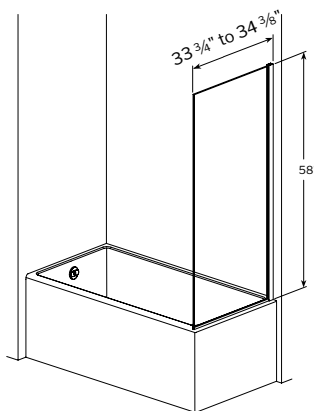


**VSXT34**

Can also be used as a return panel.



**VSXT30**



**VSXT34**



# STATION

Walk-in Tub Panel

Fixed tub panel

**10**  
year limited  
warranty

Fixed tub panel

Reversible left or right side installation

3/8" (10mm) clear tempered glass

Tub panel height: 58"

Chrome, Brushed Nickel & Matte Black finishes

 **Microtek®**  
FLEURCO  
Glass surface protection

# SIENA Solo Tub Panel

Pivot tub panel without FleurcoSEKUR+ Safety Protection

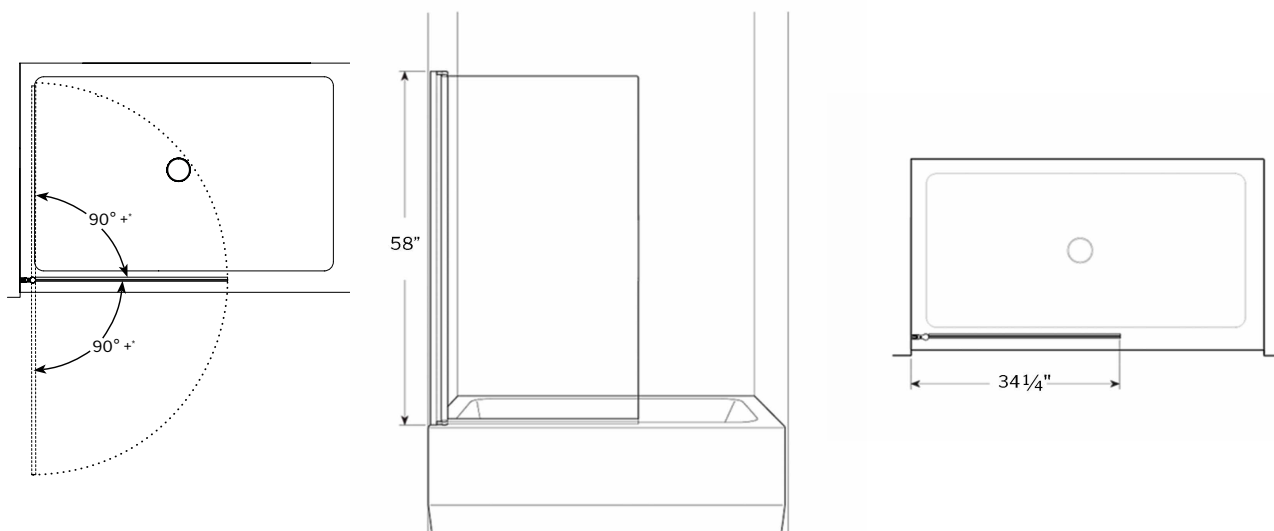
**1/4" (6 mm) Tempered clear glass • 58" Height**



## PIVOT TUB PANEL 34

Panel 34 1/4" W x 58" H

MODEL	FINISH	PRICE
ESB34-11-40	Chrome	<b>\$1,060</b>
ESB34-25-40	Brushed Nickel	<b>\$1,094</b>
ESB34-33-40	Matte Black	<b>\$1,126</b>



\*Panel can go past 90° but may come in contact with wall



# SIENA Solo, Walk-in Tub Panel

Pivot tub panel

**10**  
year limited  
warranty

Pivot glass panel

90° outward and 90° inward opening

Reversible left or right side installation

1/4" (6mm) clear tempered glass

Tub panel height: 58"

Chrome, Brushed Nickel & Matte Black finishes

 **Microtek®**  
FLEURCO  
Glass surface protection

## SAFETY PROTECTION

### WHAT IS FLEURCOSEKUR<sup>+</sup> SAFETY PROTECTION?

FLEURCOSEKUR<sup>+</sup> SAFETY PROTECTION is a transparent film bonded directly onto the glass panel by means of an adhesive to improve safety by retaining the pieces together in the event of glass breakage.

### WHAT ARE THE BENEFITS OF FLEURCOSEKUR<sup>+</sup> SAFETY PROTECTION?

FLEURCOSEKUR<sup>+</sup> SAFETY PROTECTION film provides an added layer of security for you and your family. In the event of an accident, FLEURCOSEKUR<sup>+</sup> SAFETY PROTECTION prevents the tempered glass door from shattering into thousands of pieces which could cause damage.

### HOW IS FLEURCOSEKUR<sup>+</sup> SAFETY PROTECTION APPLIED?

Application is performed by a specialized machine.

The film is always installed on the exterior side of the panels as to not affect the Microtek® coating on the interior.

### HOW DURABLE IS FLEURCOSEKUR<sup>+</sup> SAFETY PROTECTION?

FLEURCOSEKUR<sup>+</sup> SAFETY PROTECTION is very durable. It has been tested for long-term usage against chemicals and normal wear and meets the required standards.

### HOW DO I CLEAN GLASS TREATED WITH FLEURCOSEKUR<sup>+</sup> SAFETY PROTECTION?

No abrasive materials should be used in cleaning a FLEURCOSEKUR<sup>+</sup> SAFETY PROTECTION treated shower door. Cleaning with a damp cloth using a mixture of vinegar/mild soap with water is recommended.



**5**  
year limited  
warranty

