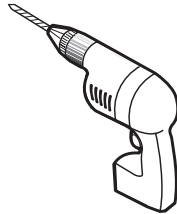


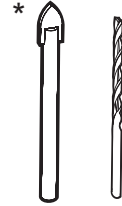
TOOLS AND MATERIALS REQUIRED / OUTILS ET MATÉRIAUX REQUIS



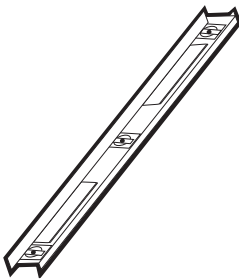
PENCIL
CRAYON



DRILL
PERCEUSE



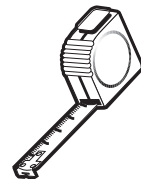
1/4" & 1/8" DRILL BITS
MÈCHES 1/4" & 1/8"



LEVEL
NIVEAU



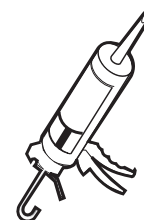
SCREWDRIVER
TOURNEVIS



TAPE MEASURE
RUBAN À MESURER



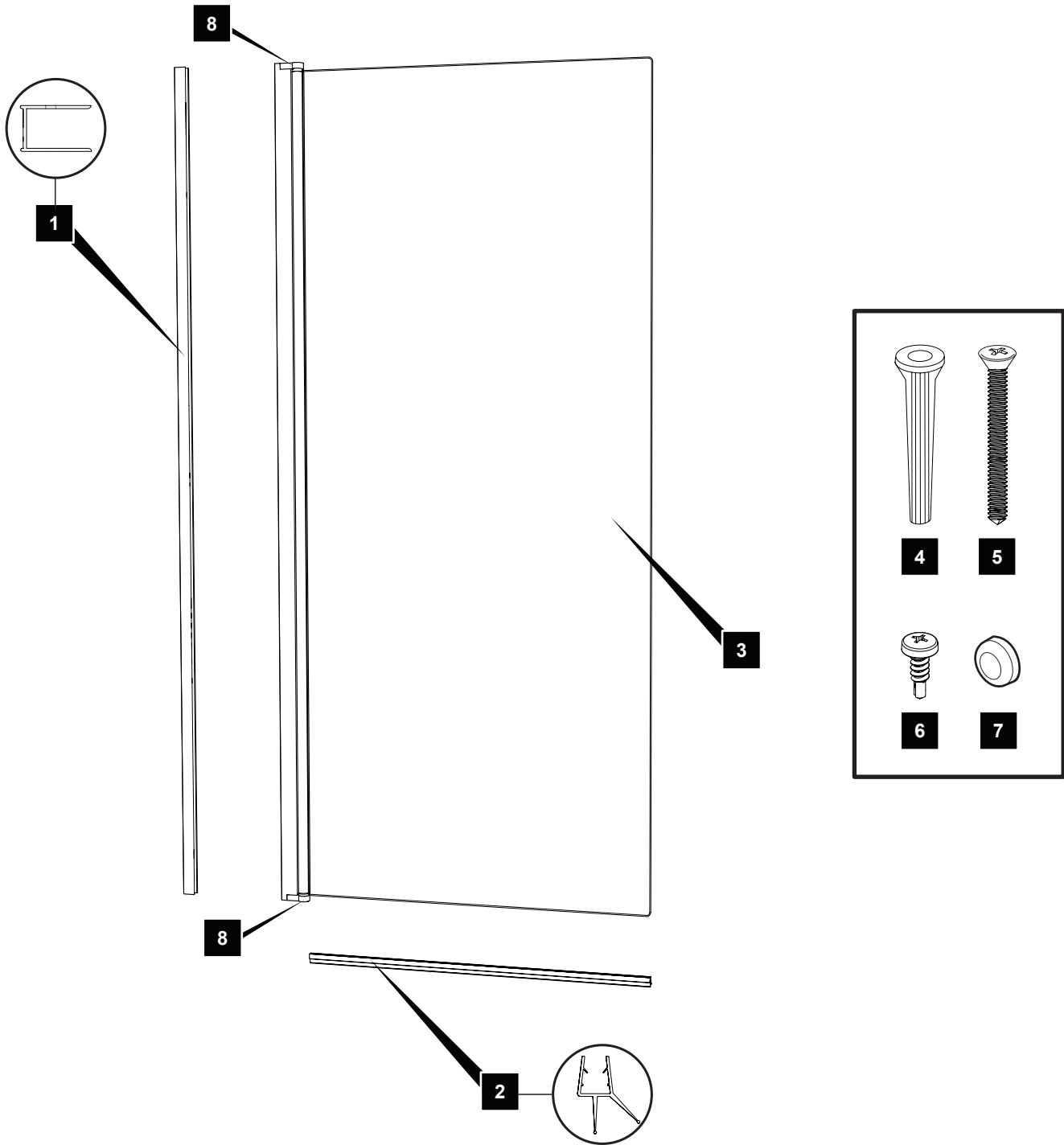
MALLET
MAILLET



SILICONE
SCELLANT

*** Use a 1/4" drill bit when drilling into ceramic tiles**
*** Utiliser une mèche de 1/4" pour percer des tuiles en céramique.**

PARTS LISTING / LISTE DES PIÈCES



ITEM	HARDWARE / QUINCAILLERIE	CODE	QTY
1	WALL JAMB / JAMBAGE	ES-WJAMB-XX-75	1
2	BOTTOM DOOR GASKET / JOINT INFÉRIEUR	COEX-ES230-32	1
3	SHIELD PANEL WITH EXPANDER / PANNEAU DE L'ÉCRAN AVEC EXTENSEUR		1
4	WALL PLUG / CHEVILLE		4
5	#8 WALL SCREW / VIS MURALE #8		4
6	#8 SELF DRILLING SCREW / VIS AUTOPERCEUSE #8		4
7	SCREW CAPS / COUVRES-VIS		4
8	PIVOT CAP / CAPUCHON POUR PIVOT	ES-PIVOT-XX	2